

## Light Shadow Adjustable No Trim Dali Version 4 Spots Optic Wide Flood

Designed by FLOS Architectural, 2022



Recessed integrated luminaire with 4 LED lighting spots. Remote power supply included (220-240V).

Are you a professional and your project needs consulting and support?

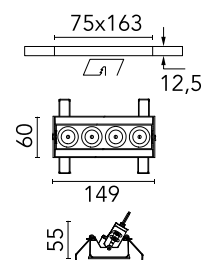
[BOOK AN APPOINTMENT](#)

### Main specifications

Mounting	Ceiling recessed
Environments	Indoor dry location
Light source type	LED
Light sources included	Yes
LED type	Power LED
Lamp category	LED
Number of lamps	1
Power (W)	10.8
Source flux (lm)	1080
Lumen Output (lm)	731

### Physical

Colour	Black/White
Trim	No
Orientation	Adjustable
Longitudinal tilting (°)	30
Recessed depth (mm)	75
Length (mm)	149
Net weight (kg)	0.34
IP internal	20



### Download

Mounting instructions	<a href="#">↓ PDF</a>
Mounting instructions	<a href="#">↓ PDF</a>

### Photometric Files

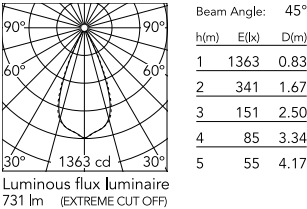
LDT / IES	<a href="#">↓ ZIP</a>
-----------	-----------------------

### Technical Drawings





2D	<a href="#">↓ ZIP</a>
3D	<a href="#">↓ ZIP</a>



Schematic light drawing



Ecodesign and Energy Labelling



Replaceable (LED only)  
light source by a  
professional

Replaceable control  
gear by a professional

Photometric

Lighting type	Direct
Light distribution	Symmetric
CCT (K)	2700
CRI>	90
McAdam steps (SDCM)	3
LED Life / Failure Ratio	L80B20 >50.000h (Tc=85°C)
Beam angle C0-180 (°)	45
Beam angle C90-270 (°)	45
Extreme cut off	No

Electrical

Insulation class	II
Frequency (Hz)	50/60
Main voltage (Vac)	220-240
Forward voltage (V)	11.6
LED current (mA)	900
Power supply	Remote included
Dimmable	Yes
Power supply type	Dimmable DALI 2
Dimming range (%)	1-100
Dimming interface	Remote Dimmable (Dimmer Not Included)

Notes

It requires a pre-installation frame, to be ordered separately.

In our constantly evolving world and business, technical upgrades happen every day. This means all product specifications and data are subject to change without warning in order to improve reliability, function, performance or otherwise. We make every effort to ensure the accuracy of our product images, however due to different lighting and screens used for viewing, the colours may vary. Images are indicative of the quality and style of the product but may not represent the precise details of the product you receive. This is because we are constantly working to make improvements. For aesthetic reasons, cables and/or electrical elements are often not shown. Refer to technical data sheets for all technical data. Images and colours are not part of any contract or warranty in any way.

Accessories & Power Supply

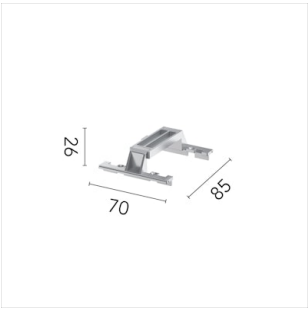


REQUIRED  
Frame

Installation

08.0516.00

Pre-installation No Trim Frame 4L  
Fix Adjustable



OPTIONAL  
Accessory

Installation

08.0059.90

Accessory for mounting of No  
Trim Adjustable continuous line.