



03.7350.14AUQ Black/White

Light Shadow Adjustable No Trim 2 Spots Optic Wide Flood - Non IC

Designed by FLOS Architectural, 2022



Recessed integrated luminaire with 2 LED lighting spots. Remote power supply included.

Are you a professional and your project needs consulting and support?

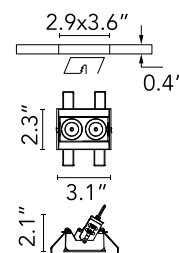
[BOOK AN APPOINTMENT](#)

Main specifications

Mounting	Ceiling recessed
Environments	Indoor dry location
Light Source Type	LED
Light sources included	Yes
LED type	Power LED
Lamp category	LED
Number of lamps	1
Power (W)	7
Source flux (lm)	540
System flux (lm)	441

Physical

Color	Black/White
Trim	No
Orientation	Adjustable
Longitudinal tilting (°)	30
IP internal	20



Download

Family spec sheet	ZIP
Mounting instructions	PDF
Mounting instructions	PDF

Photometric Files

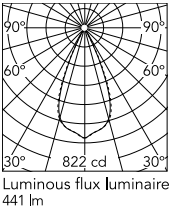
LDT / IES	ZIP
-----------	---------------------

Technical Drawings

2D	ZIP
3D	ZIP



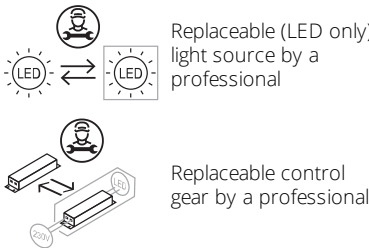
Schematic light drawing



Beam Angle: 45°

h(m)	E(lx)	D(m)
1	822	0.83
2	205	1.67
3	91	2.50
4	51	3.34
5	33	4.17

Ecodesign and Energy Labelling



Photometric

Lighting type	Direct
Light distribution	Symmetric
CCT (K)	2700
CRI>	90
McAdam steps (SDCM)	3
LED Life / Failure Ratio	L80B20 >50.000h (Tc=85°C)
Beam angle C0-180 (°)	45
Beam angle C90-270 (°)	45
UGR _L	<10

Electrical

Forward voltage (V)	7
LED current (mA)	900
Driver	Integral - Splice Box
Dimmable	Yes
Dimming type	Dimmable ELV, Dimmable 0-10V
Dimming interface	Remote Dimmable (Dimmer Not Included)

Notes

It requires a pre-installation frame, to be ordered separately.

Accessories & Power Supply

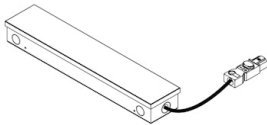


REQUIRED
Accessory

Installation

08.0515.00.90

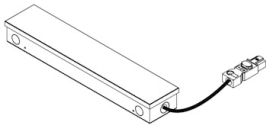
Pre-installation No Trim Frame 2L
Adjustable



REQUIRED
Power supply

SP20W900MA-120-C01

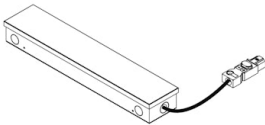
Splice Box 9"x2.22"x1.25",
900mA , 20W, 0-10V Dimmable,
Thermal 120V



REQUIRED
Power supply

SP20W900MA-277-C01

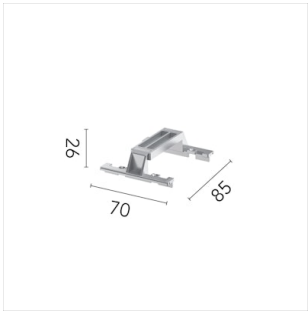
Splice Box 9"x2.22"x1.25",
900mA , 20W, 0-10V Dimmable,
Thermal 277V



REQUIRED
Power supply

SP20W900MA-ELV-C01

Splice Box 9"x2.22"x1.25",
900mA , 20W, ELV Dimmable,
Thermal 120V

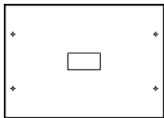


OPTIONAL
Accessory

Installation

08.0059.90

Accessory for mounting of No
Trim Adjustable continuous line.



OPTIONAL
Housing and Hanger Bar

TRAY-0031

Registration Tray - non electrical,
place holder for non IC new
constructionfor Light Shadow
Fixed 2 Light Trim