



Light Shadow Adjustable No Trim 2 Spots Optic Wide Flood

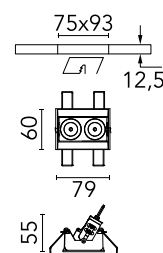
Designed by FLOS Architectural, 2022



Recessed integrated luminaire with 2 LED lighting spots. Remote power supply included (220-240V).

Are you a professional and your project needs consulting and support?

[BOOK AN APPOINTMENT](#)



Main specifications

Mounting	Ceiling recessed
Environments	Indoor dry location
Light source type	LED
Light sources included	Yes
LED type	Power LED
Lamp category	LED
Number of lamps	1
Power (W)	7
Source flux (lm)	570
Lumen Output (lm)	462

Physical

Colour	Black/White
Trim	No
Orientation	Adjustable
Longitudinal tilting (°)	30
Recessed depth (mm)	150
Length (mm)	79
Net weight (kg)	0.25
IP internal	20
IP external	20

Download

Mounting instructions	Download PDF
Mounting instructions	Download PDF

Photometric Files

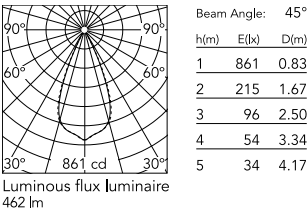
LDT / IES	Download ZIP
-----------	------------------------------

Technical Drawings

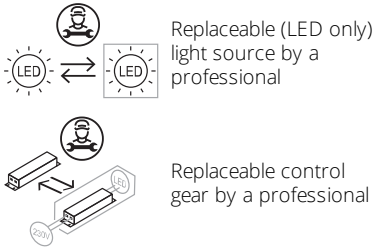
2D	Download ZIP
3D	Download ZIP
Bim	Download ZIP



Schematic light drawing



Ecodesign and Energy
Labelling



Photometric

Lighting type	Direct
Light distribution	Symmetric
CCT (K)	3000
CRI>	90
McAdam steps (SDCM)	3
LED Life / Failure Ratio	L80B20 >50.000h (Tc=85°C)
Beam angle C0-180 (°)	45
Beam angle C90-270 (°)	45
UGR _L	<16

Electrical

Insulation class	II
Frequency (Hz)	50/60
Main voltage (Vac)	220-240
Alternating current voltage (Vac)	230
Power supply	Remote included
Dimmable	No

Notes

It requires a pre-installation frame, to be ordered separately.

Accessories & Power Supply

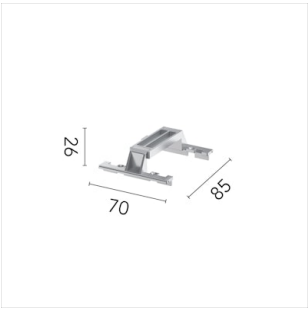


REQUIRED
Frame

Installation

08.0515.00

Pre-installation No Trim Frame 2L Adjustable



OPTIONAL
Accessory

Installation

08.0059.90

Accessory for mounting of No Trim Adjustable continuous line.