

FLOS



03.9461.14AUQ Black/Black

Light Shadow Adjustable No Trim 12 Spots Optic Medium - Non IC

Designed by FLOS Architectural, 2022



Recessed integrated luminaire with 12 LED lighting spots. Remote power supply.

Are you a professional and your project needs consulting and support?

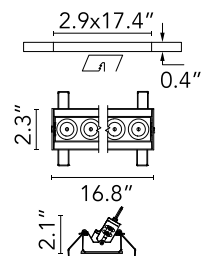
BOOK AN APPOINTMENT

Main specifications

Mounting	Ceiling recessed
Environments	Indoor dry location
Light Source Type	LED
Light sources included	Yes
LED type	Power LED
Lamp category	LED
Number of lamps	1
Power (W)	32.4
Source flux (lm)	3240
System flux (lm)	2698

Physical

Color	Black/Black
Orientation	Adjustable
Longitudinal tilting (°)	30
IP internal	20



Download

Family spec sheet	ZIP
Mounting instructions	PDF
Mounting instructions	PDF

Photometric Files

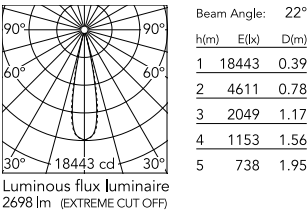
LDT / IES	ZIP
-----------	-----

Technical Drawings



2D	ZIP
3D	ZIP



Schematic light drawing



Ecodesign and Energy
Labelling



Replaceable (LED only)
light source by a
professional

Replaceable control
gear by a professional

Photometric

Lighting type	Direct
Light distribution	Symmetric
CCT (K)	2700
CRI>	90
McAdam steps (SDCM)	3
LED Life / Failure Ratio	L80B20 >50.000h (Tc=85°C)
Beam angle C0-180 (°)	22
Beam angle C90-270 (°)	22
UGR _L	<10

Electrical

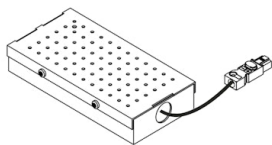
Forward voltage (V)	36
LED current (mA)	900
Driver	Integral - Splice Box
Dimmable	Yes
Dimming type	Dimmable 1-10V
Dimming interface	Remote Dimmable (Dimmer Not Included)

Notes

It requires a pre-installation frame, to be ordered separately.

In our constantly evolving world and business, technical upgrades happen every day. This means all product specifications and data are subject to change without warning in order to improve reliability, function, performance or otherwise. We make every effort to ensure the accuracy of our product images, however due to different lighting and screens used for viewing, the colours may vary. Images are indicative of the quality and style of the product but may not represent the precise details of the product you receive. This is because we are constantly working to make improvements. For aesthetic reasons, cables and/or electrical elements are often not shown. Refer to technical data sheets for all technical data. Images and colours are not part of any contract or warranty in any way.

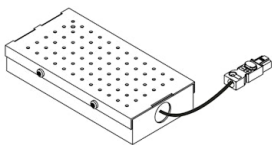
Accessories & Power Supply



REQUIRED
Power supply

SP40W900MA-120-A01

Splice Box7"x3.59"x1.25", 900mA
, 40W, 0-10V Dimmable, Thermal
120V



REQUIRED
Power supply

SP40W900MA-277-A01

Splice Box7"x3.59"x1.25", 900mA
, 40W, 0-10V Dimmable, Thermal
277V

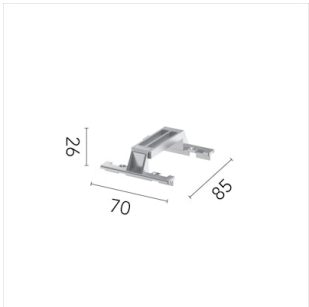


REQUIRED
Accessory

Installation

08.0518.00.90

Pre-installation No Trim Frame
12L Fix Adjustable



OPTIONAL
Accessory

Installation

08.0059.90

Accessory for mounting of No
Trim Adjustable continuous line.