

FLOS

07.9641.14A Black

Light Bell No Dimmable

Designed by Piero Lissoni, 2017



Suspended luminaire for mounting on the ceiling with LED light source. (4 metres maximum distance to ceiling). Power supply source integrated into luminaire housing. Reflector not included; supplied separately.

Are you a professional and your project needs consulting and support?

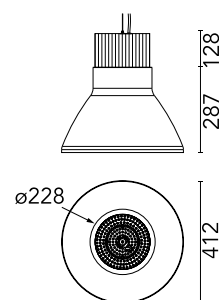
BOOK AN APPOINTMENT

Main specifications

Mounting	Suspension
Environments	Indoor dry location
LED type	LED array
Lamp category	LED
Number of lamps	1
Power (W)	55
Source flux (lm)	6388

Physical

Colour	Black
Trim	No
Orientation	Fixed
Cord length (mm)	4000
Net weight (kg)	3.81
IP internal	20



Download

Mounting instructions [ZIP](#)

Photometric Files

LDT / IES [ZIP](#)

Technical Drawings

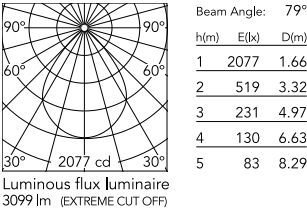
2D [ZIP](#)

3D [ZIP](#)

[Bim](#) [ZIP](#)



Schematic light drawing



Photometric

Lighting type	Direct
Light distribution	Symmetric
CCT (K)	2700
CRI>	90
Beam angle C0-180 (°)	78
Beam angle C90-270 (°)	78

Electrical

Insulation class	I
Frequency (Hz)	50/60
Main voltage (Vac)	220-240
Power supply	Integrated
Dimmable	No
Power supply type	Non Dimmable
Emergency	No

Notes

Pin-block type dissipater. Please ask us for a higher IP. Includes a 4-meter suspension cable.

Accessories & Power Supply



OPTIONAL
Accessory

07.9630.70

Light Bell Reflector



OPTIONAL
Accessory

07.9630.76

Light Bell Reflector



OPTIONAL
Accessory

07.9630.AN

Light Bell Reflector



OPTIONAL
Accessory

07.9630.AP

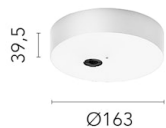
Light Bell Reflector



OPTIONAL
Accessory

07.9630.CE

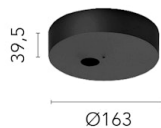
Light Bell Reflector



OPTIONAL
Accessory

08.8775.40

Rosette. IP20



OPTIONAL
Accessory

08.8775.14

Rosette. IP20



OPTIONAL
Accessory

F0556020

Light Bell Canopy Power supply
for standard and dimmable
versions



OPTIONAL Accessory

F0557020

Rosette for indoors. IP20.

Dimmable Push/Dali