

## Landlord Spot Ø50 PWM Dimmable White

Designed by Piero Lissoni



Spot adjustable head for installation on ground poles or on wall base. Poles and base to be ordered as separated accessories. Heads are equipped with a dismountable ferrule, to insert flood lens or up to two honeycombs, (to be ordered as separate accessories). 24V remote power supply to be ordered separately. Each head comes with a 2000 mm lenght outgoing cable and a wiring kit.

Are you a professional and your project needs consulting and support?

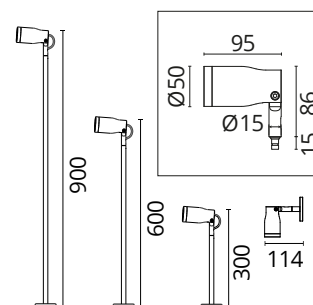
BOOK AN APPOINTMENT

### Main specifications

Mounting	Wall, Ground
Environments	Outdoor wet location
LED type	Power LED
Lamp category	LED
Iicos	No
Power (W)	3.40
System flux (lm)	145

### Physical

Colour	White
Trim	No
Orientation	Adjustable
Rotation (°)	359
Transversal tilting (°)	120
Net weight (kg)	0.35
IP internal	66



### Download

Mounting instructions [ZIP](#)

### Photometric Files

LDT / IES [ZIP](#)

### Technical Drawings

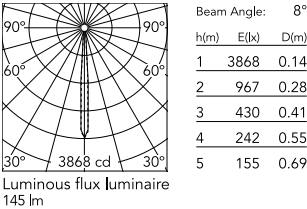
2D [ZIP](#)

3D [ZIP](#)

[Bim](#) [ZIP](#)



## Schematic light drawing



## Ecodesign and Energy Labelling

This product contains a light source of energy efficiency class D



Replaceable (LED only)  
light source by a  
professional

## Photometric

Lighting type	Direct
Light distribution	Symmetric
CCT (K)	4000
CRI>	80
Beam angle C0-180 (°)	7
Beam angle C90-270 (°)	7

## Electrical

Insulation class	III
Frequency (Hz)	50-60
Main voltage (Vac)	24
Driver	Remote excluded
Dimmable	Yes
Dimming type	Non Dimmable, Dimmable 1-10 PWM, Dimmable DALI 1 PWM
Emergency type	No

## Notes

During the installation and the maintenance of the fixtures it is important to be careful and avoid damages on the paint coating. Damages on the coating exposed to outdoor conditions or water, could cause corrosion. Chemical substances affect the anticorrosion covering protection. For LED fixtures, there is evidence that most of the damages are connected to electrical effects related to the insulations, which cause destructive electrical discharges. These effects are frequently caused by:

- over voltage coming from the mains' network where fixture is connected.
- electrostatic discharge (ESD) coming from the environment.

The use of a protective device against the overvoltage on the electrical installation is warmly suggest this helps to reduce the intensity of some of these phenomenon and prevent irreversible damages. The selection of the type of device to be used must be adjust on the electrical plant.

Accessories & Power Supply



REQUIRED  
Power supply

RF25754

'Power supply dual function Vout 24Vdc: 8W/100÷240V Iout 350ma: 6x1W/100÷240V IP20 Class II selv.\_Non Dimmable



REQUIRED  
Power supply

F990B05A000

POWER SUPPLY 24V PWM WITH DALI CONTROL INTERFACE IP67 CLASS II. Vin 120-270Vac 70W



REQUIRED  
Power supply

RF25757

Power supply 24V 10W / 110-240V IP67 Class II selv.\_Non Dimmable



REQUIRED  
Accessory

F004Z010001

Pole with base H 300 mm White



REQUIRED  
Power supply

F990B17A000

POWER SUPPLY 24V PWM WITH PUSH CONTROL INTERFACE IP67 CLASS II. Vin 120-270Vac 70W



REQUIRED  
Power supply

RF25755

Power supply 24Vdc 50W / 120-240V IP67 Class II selv. Non Dimmable



REQUIRED  
Power supply

F990B00A000

CONTROL INTERFACE 24V PWM - 1..10V IP67 CLASS III. VIN 24Vdc 120W (POWER SUPPLY NOT INCLUDED)



REQUIRED  
Power supply

F990B03A000

POWER SUPPLY 24V PWM WITH DALI CONTROL INTERFACE IP67 CLASS II. Vin 120-270Vac 35W



REQUIRED  
Power supply

F990B04A000

POWER SUPPLY 24V PWM WITH  
1..10V CONTROL INTERFACE  
IP67 CLASS II. Vin 120-270Vac  
70W



REQUIRED  
Power supply

F990B23AZ00

Power supply 24Vdc 35W /120-  
270V IP67 Class II selv.



REQUIRED  
Power supply

RF25747

Power supply 24V 10W /110-  
240V IP20 Class II selv. Non  
Dimmable



REQUIRED  
Power supply

F990B02A000

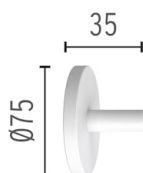
POWER SUPPLY 24V PWM WITH  
1..10V CONTROL INTERFACE  
IP67 CLASS II. Vin 120-270Vac  
35W



REQUIRED  
Power supply

F990B01A000

CONTROL INTERFACE 24V PWM -  
DALI IP67 CLASS III. Vin 24Vdc  
120W (POWER SUPPLY NOT  
INCLUDED)



REQUIRED  
Accessory

F004Z040001

Wall base White



REQUIRED  
Accessory

F004Z030001

Pole with base H 900 mm White



REQUIRED  
Power supply

RF25749

Power supply 24Vdc 70W / 220-  
240V IP67 Class II selv. Non  
Dimmable



REQUIRED  
Accessory

F004Z020001

Pole with base H 600 mm White



REQUIRED  
Power supply

F990B16A000

POWER SUPPLY 24V PWM WITH  
PUSH CONTROL INTERFACE IP67  
CLASS II. Vin 120-270Vac 35W



REQUIRED  
Power supply

RF25748

Power supply dual function Vout  
24Vdc: 8W/100÷240V Iout  
350ma: 6x1W/100÷240V IP65  
Class II selv. Non Dimmable



OPTIONAL  
Accessory

F004Z0H0000

Flood lens



OPTIONAL  
Accessory

F990C00A000

2 way terminal block 4 poles IP68  
H2O stop. (Ø5,5÷12mm cable)



OPTIONAL  
Accessory

F990C010000

3/4 way terminal block 4 poles  
IP68 H2O stop. (Ø5,5÷12mm  
cable)



OPTIONAL  
Accessory

F004Z0L0000

Honeycomb



OPTIONAL  
Accessory

F004Z070000

Tree strap



OPTIONAL  
Accessory

F004Z060000

Earth stick