

F004D32AU01 White

Landlord Spot Ø40 PWM Dimmable White

Designed by Piero Lissoni, 2018



Spot adjustable head for installation on ground poles or on wall base. Poles and base to be ordered as separated accessories. Heads are equipped with a dismountable ferrule, to insert flood lens or up to two honeycombs, (to be ordered as separate accessories). 24V remote power supply to be ordered separately. Each head comes with a 2000 mm lenght outgoing cable and a wiring kit.

Are you a professional and your project needs consulting and support?

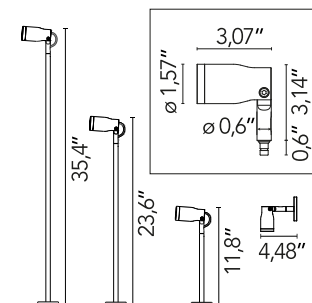
[BOOK AN APPOINTMENT](#)

Main specifications

EAN	8054793198606
Mounting	Ground
Environments	Outdoor wet location
Light Source Type	LED
Light sources included	Yes
LED type	Power LED
Number of lamps	1
Power (W)	2
System power (W)	2.3
System flux (lm)	127

Physical

Color	White
Orientation	Adjustable
Rotation (°)	359
Transversal tilting (°)	120
Net weight (lb)	0.42
Package height (in)	3.42
Package width (in)	5.39
Package length (in)	5.59
Package volume (in)	103.25
IP internal	66



Download

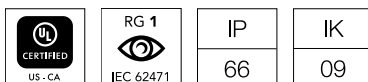
Family spec sheet	ZIP
Family spec sheet	ZIP
Mounting instructions	ZIP

Photometric Files

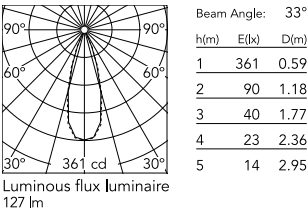
LDT / IES	ZIP
-----------	---------------------

Ecodesign and Energy Labelling

This product contains a light source of energy efficiency class E



Schematic light drawing



Photometric

Light distribution	Symmetric
CCT (K)	3000
CRI>	80
Beam angle C0-180 (°)	34
Beam angle C90-270 (°)	34
Extreme cut off	No

Electrical

Insulation class	III
Main voltage (Vac)	24
Driver	Remote excluded
Dimmable	Yes
Dimming type	Non Dimmable, Dimmable DALI PWM, Dimmable 1-10 PWM
Dimming interface	Remote Dimmable (Dimmer Not Included)
Emergency type	No

Notes

During the installation and the maintenance of the fixtures it is important to be careful and avoid damages on the paint coating.

Damages on the coating exposed to outdoor conditions or water, could cause corrosion.

Chemical substances affect the anticorrosion covering protection.

For LED fixtures, there is evidence that most of the damages are connected to electrical effects related to the insulations, which cause destructive electrical discharges

These effects are frequently caused by:

- over voltage coming from the mains' network where fixture is connected.
- electrostatic discharge (ESD) coming from the environment.

The use of a protective device against the overvoltage on the electrical installation is warmly suggest this helps to reduce the intensity of some of these phenomenon and prevent irreversible damages. The selection of the type of device to be used must be adjust on the electrical plant.

Accessories & Power Supply



REQUIRED
Accessory

F004Z060000

Earth stick



REQUIRED
Accessory

F004Z070000

Tree strap



REQUIRED
Accessory

F004Z020001

Pole with base H 600 mm White



REQUIRED
Accessory

F004Z010001

Pole with base H 300 mm White



OPTIONAL
Accessory

F004Z0C0000

Flood lens



OPTIONAL
Accessory

F004Z0B0000

Honeycomb