



F004A34AU56 Matte Stainless Steel

Landlord Ground Ø49 2 Beam Non Dimmable Matt Stainless Steel

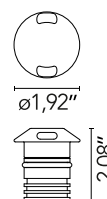
Designed by Piero Lissoni, 2018



24V remote power supply to be ordered separately. Necessary box for installation, to be ordered separately.

Are you a professional and your project needs consulting and support?

BOOK AN APPOINTMENT



Main specifications

EAN	8054793193564
Mounting	In-ground
Environments	Outdoor wet location
Light Source Type	LED
Light sources included	Yes
LED type	Power LED
Number of lamps	1
Power (W)	2
System flux (lm)	17

Physical

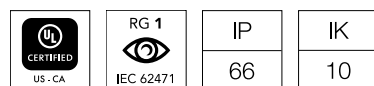
Color	Matte Stainless Steel
Orientation	Fixed
Net weight (lb)	0.44
Package height (in)	5.28
Package width (in)	2.76
Package length (in)	3.27
Package volume (in)	47.54
IP internal	67
IP external	66

Download

Family spec sheet [ZIP](#)
Mounting instructions [ZIP](#)

Photometric Files

LDT / IES [ZIP](#)

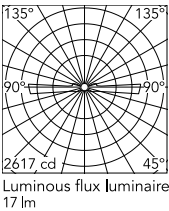


Ecodesign and Energy Labelling

This product contains a light source of energy efficiency class E



Schematic light drawing



Photometric

Light distribution	Symmetric
CCT (K)	3000
CRI>	80
Beam angle C0-180 (°)	44
Beam angle C90-270 (°)	44

Electrical

Main voltage (Vac)	24
Driver	Remote excluded
Dimmable	Yes
Dimming interface	Remote Dimmable (Dimmer Not Included)

Notes

Carefully install and maintain the fixtures to avoid damaging the coating. For LED fixtures, most problems are tied to electrical issues related to the insulation, which may cause destructive electrical discharges. These are frequently caused by:

- power surges from the power network where fixture is connected.
- electrostatic discharge (ESD) from the environment.

We recommend installing a power-surge protection device on the fixture to reduce the intensity of these effects and prevent irreversible damages. The specific device should be chosen based on the electrical characteristics.

Accessories & Power Supply



REQUIRED
Accessory

F004Z0J0000

Box for installation