

FLOS

03.4520.11B White/White

Kap Surface Ceiling Ø 100

Designed by FLOS Architectural, 2020

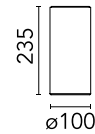


LED - Power LED - 9W - 550lm - 3000K - CRI> 80 - Beam° 29

Luminaire for mounting in ceiling with LED light source. non-regulable 110/240V, 50-60hz power supply integrated in luminaire body.

Are you a professional and your project needs consulting and support?

[BOOK AN APPOINTMENT](#)



Main specifications

Mounting	Ceiling surface
Environments	Indoor dry location
LED type	Power LED
Lamp category	LED
Number of heads	1
Power (W)	9
System power (W)	11W
Source flux (lm)	1000
System flux (lm)	550

Physical

Colour	White/White
Orientation	Fixed
Spot diameter (mm)	100
Length (mm)	100
Net weight (kg)	1.50
Package height (mm)	21
Package width (mm)	22
Package length (mm)	34
IP internal	20
IP external	20

Download

Mounting instructions [↓ PDF](#)

Photometric Files

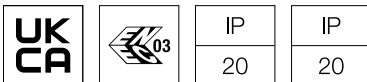
LDT / IES [↓ ZIP](#)

Technical Drawings

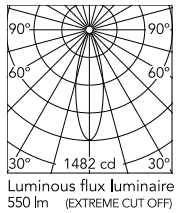
2D [↓ ZIP](#)

3D [↓ ZIP](#)

[↓ ZIP](#) Bim



Schematic light drawing



Beam Angle: 29°

h(m)	E(lx)	D(m)
1	1482	0.52
2	371	1.04
3	165	1.56
4	93	2.08
5	59	2.61

Photometric

Lighting type	Direct
Light distribution	Symmetric
CCT (K)	3000
CRI>	80
Beam angle C0-180 (°)	29
Beam angle C90-270 (°)	29

Electrical

Insulation class	I
Frequency (Hz)	50/60
Main voltage (Vac)	110/240
Driver	Integrated
Dimmable	No
Dimming type	Non Dimmable
Emergency type	No