

## Kap 80 Square Wall-Washer - Non IC

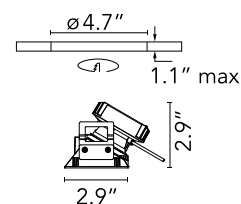
Designed by FLOS Architectural, 2016



Recessed luminaire with LED light source. Power supply not included.

Are you a professional and your project needs consulting and support?

[BOOK AN APPOINTMENT](#)



### Main specifications

Mounting	Ceiling recessed
Environments	Indoor dry location
Light Source Type	LED
Light sources included	Yes
LED type	LED array
Number of lamps	1
Power (W)	9.2
Source flux (lm)	908
System flux (lm)	571
Efficacy (lm/W)	65

### Physical

Color	Black
Trim	Yes
Orientation	Fixed
Net weight (lb)	7.77
IP internal	20
IP external	54

### Download

Family spec sheet [↓ ZIP](#)

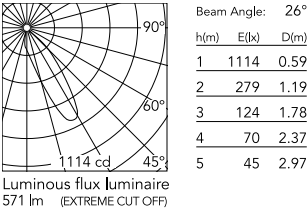
Mounting instructions [↓ PDF](#)

### Photometric Files

LDT / IES [↓ ZIP](#)



Schematic light drawing



Photometric

Lighting type	Indirect, Direct
Light distribution	Asymmetric
CCT (K)	2700
CRI>	90
McAdam steps (SDCM)	3
LED Life / Failure Ratio	L80B50>50.000h (Tc=85°C=
Beam angle C0-180 (°)	26
Beam angle C90-270 (°)	29

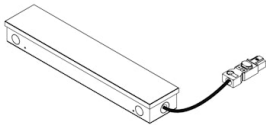
Electrical

Insulation class	III
Forward voltage (V)	18.4
LED current (mA)	500

Notes

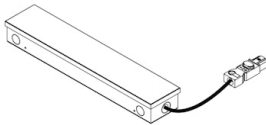
Diffusing lens included.

Accessories & Power Supply



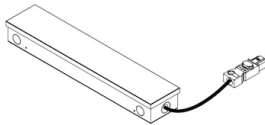
REQUIRED  
Power supply

SP14W500MA-ELV-E01  
Splice Box 9"x2"x1.5", 500mA ,  
14W, ELV Dimmable, Thermal  
120V



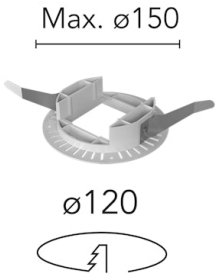
REQUIRED  
Power supply

Electrical  
SP20W500MA-277-V01  
Splice Box 9" x 2" x 1.5", 500mA,  
20W, 0-10V, 277V



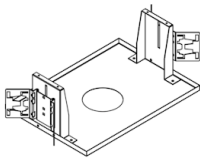
REQUIRED  
Power supply

Electrical  
SP14W500MA-120-V01  
Splice Box 14W, 1% dim, 0-10V,  
120V.



REQUIRED  
Frame

Installation  
08.9103.00  
Installation frame No Trim



OPTIONAL  
Housing and Hanger Bar

TRAY-0019  
Registration Tray - non electrical,  
place holder for non IC new  
construction, Ø4.75"