

03.4180.B1.LE White

## Kap Ø 80 Fixed Optic Medium - Dim-To-Warm

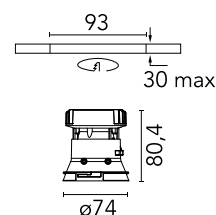
Designed by FLOS Architectural



Recessed luminaire with LED light source. 220-240V & dimmable 1-10V power supply included.

Are you a professional and your project needs consulting and support?

[BOOK AN APPOINTMENT](#)



### Main specifications

Mounting	Ceiling recessed
Environments	Indoor dry location
Light Source Type	LED
LED type	LED array
Lamp category	LED
Ilcos	No
Bulb finish	Clear
Number of heads	1
Power (W)	13
System power (W)	13
Source flux (lm)	1022.63
System flux (lm)	735
Efficacy (lm/W)	56

### Physical

Colour	White
Trim	No
Orientation	Fixed
Recessed depth (mm)	91
Spot diameter (mm)	74
Net weight (kg)	0.24
IP internal	20
IP external	54

### Download

Mounting instructions [↓ PDF](#)

### Photometric Files

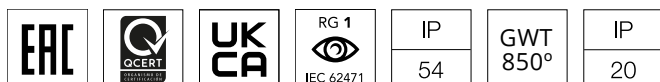
LDT / IES [↓ ZIP](#)

### Technical Drawings

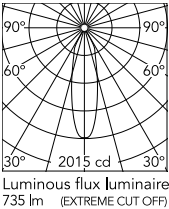
2D [↓ ZIP](#)

3D [↓ ZIP](#)

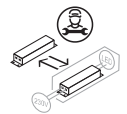

[Bim](#) [↓ ZIP](#)



## Schematic light drawing



## Ecodesign and Energy Labelling



Replaceable (LED only)  
light source by a  
professional

Replaceable control  
gear by a professional

## Photometric

Lighting type	Direct
Light distribution	Symmetric
CCT (K)	2850-1800
CRI>	95
McAdam steps (SDCM)	3
LED Life / Failure Ratio	L80B50
Beam angle C0-180 (°)	27
Beam angle C90-270 (°)	27
UGR <sub>L</sub>	18

## Electrical

Insulation class	II
Frequency (Hz)	50/60
Main voltage (Vac)	33
Forward voltage (V)	33
LED current (mA)	300
Driver	Remote included
Dimmable	Yes
Dimming type	Dimmable 1-10V
Dimming interface	Remote Dimmable (Dimmer Not Included)
Emergency type	No

## Notes

For 110V PSU versions, please consult with the front office. Diffusing lens included.

Accessories & Power Supply



REQUIRED  
Frame

Installation

08.9102.00

Installation frame No Trim