

FLOS

03.4540.B1.LE White

Kap Ø 80 Adjustable Optic Flood - Dim-To-Warm

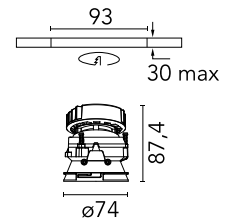
Designed by FLOS Architectural



Recessed luminaire with LED light source. 220-240V & dimmable 1-10V power supply included.

Are you a professional and your project needs consulting and support?

[BOOK AN APPOINTMENT](#)



Main specifications

Mounting	Ceiling recessed
Environments	Indoor dry location
Light Source Type	LED
LED type	LED array
Lamp category	LED
Iicos	No
Bulb finish	Clear
Number of heads	1
Power (W)	13
System power (W)	13
Source flux (lm)	1022.63
System flux (lm)	707
Efficacy (lm/W)	54

Physical

Colour	White
Trim	No
Orientation	Adjustable
Rotation (°)	360
Longitudinal tilting (°)	20
Transversal tilting (°)	20
Recessed depth (mm)	91
Spot diameter (mm)	74
Net weight (kg)	0.24
IP internal	20
IP external	54

Download

Mounting instructions [↓ PDF](#)

Photometric Files

LDT / IES [↓ ZIP](#)

Technical Drawings

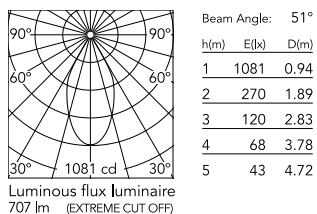
2D [↓ ZIP](#)

3D [↓ ZIP](#)

[🔒 Bim](#) [↓ ZIP](#)



Schematic light drawing



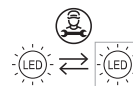
Photometric

Lighting type	Direct
Light distribution	Symmetric
CCT (K)	2850-1800
CRI>	95
McAdam steps (SDCM)	3
LED Life / Failure Ratio	L80B50
Beam angle C0-180 (°)	51
Beam angle C90-270 (°)	50
UGR _L	19

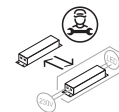
Electrical

Insulation class	II
Frequency (Hz)	50/60
Main voltage (Vac)	33
Forward voltage (V)	33
LED current (mA)	300
Driver	Remote included
Dimmable	Yes
Dimming type	Dimmable 1-10V
Dimming interface	Remote Dimmable (Dimmer Not Included)
Emergency type	No

Ecodesign and Energy Labelling



Replaceable (LED only) light source by a professional



Replaceable control gear by a professional

Notes

For 110V PSU versions, please consult with the front office. Diffusing lens included.

Accessories & Power Supply

Max. $\varnothing 123$



$\varnothing 93$



REQUIRED
Frame

Installation

08.9102.00

Installation frame No Trim