

FLOS

05.7311.B1 White

Kap Ø 50 Adjustable Optic Medium

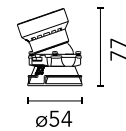
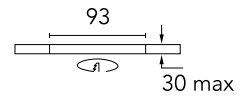
Designed by FLOS Architectural, 2019



Recessed luminaire with LED light source. Power supply not included. Remote power supply to be installed in an accessible place.

Are you a professional and your project needs consulting and support?

[BOOK AN APPOINTMENT](#)



Main specifications

Mounting	Ceiling recessed
Environments	Indoor dry location
Light Source Type	LED
LED type	LED array
Lamp category	LED
Ilcos	No
Bulb finish	Clear
Number of heads	1
Power (W)	7.3
System power (W)	8.6
Source flux (lm)	0
System flux (lm)	488
Efficacy (lm/W)	56

Physical

Colour	White
Trim	No
Orientation	Adjustable
Rotation (°)	360
Longitudinal tilting (°)	20
Transversal tilting (°)	20
Recessed depth (mm)	100
Spot diameter (mm)	54
Net weight (kg)	0.16
Package height (mm)	12.5
Package width (mm)	14
Package length (mm)	14
IP internal	20
IP external	54

Download

Mounting instructions [↓ PDF](#)

Photometric Files

LDT / IES [↓ ZIP](#)

Technical Drawings

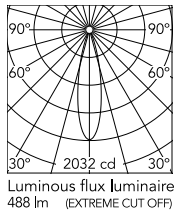
2D [↓ ZIP](#)

3D [↓ ZIP](#)

[↓ ZIP](#) Bim

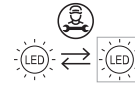


Schematic light drawing

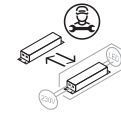


h(m)	E(lx)	D(m)
1	2032	0.43
2	508	0.86
3	226	1.30
4	127	1.73
5	81	2.16

Ecodesign and Energy Labelling



Replaceable (LED only) light source by a professional



Replaceable control gear by a professional

Photometric

Lighting type	Direct
Light distribution	Symmetric
CCT (K)	2700
CRI>	90
McAdam steps (SDCM)	3
LED Life / Failure Ratio	L80B50
Beam angle C0-180 (°)	24
Beam angle C90-270 (°)	24
UGR _L	14

Electrical

Insulation class	III
Frequency (Hz)	0
Forward voltage (V)	35.9
LED current (mA)	200
Driver	Remote excluded
Dimmable	Yes
Dimming type	Non Dimmable, Dimmable DALI 2, Dimmable 0-10V, Dimmable Casambi, Dimmable 1-10V, Dimmable DALI 1, Mains Cut Dimming
Emergency type	No

Notes

Pre-installation frame. To be ordered separately.

Accessories & Power Supply



REQUIRED
Frame

Installation

08.9114.00

Installation frame No Trim



REQUIRED
Control interface

Electrical

60.9392

Casambi controller. Requires 1-10V or Dali driver. It must be ordered separately



REQUIRED
Power supply

Electrical

60.9160

Non dimmable continuous current power supply of 220/240V - 50/60Hz with power current selected through adjustable with switch 200 mA - 8,5W / 250mA - 11W / 300 mA - 13W / 350 mA - 15W / 400 mA - 17,5W / 450 mA - 19,5W / 500 mA - 22W



REQUIRED
Power supply

Electrical

60.9483

Continuous current power supply, 0-10V dimmable, 220/240V - 50/60Hz, 200mA - 20W



REQUIRED
Power supply

Electrical

60.9604

Continuous current power supply, dimmable DALI 2, 220/240V - 50/60Hz, 200mA - 20W



REQUIRED
Power supply

Electrical

60.9421

Continuous current power supply
of 7,2-24W, 220/240V - 50/60Hz
with power current selected
through adjustable 150 mA -
7,2W /200 mA - 9,5W /250 mA -
12W /300 mA -14,5W /350 mA
-17W/400 mA - 19,5W /450 mA
-21,5W /500 mA - 24W switch.
Mains or push dimm...