

# FLOS

05.7317.74 Black

## Kap Ø 50 Adjustable Optic Flood

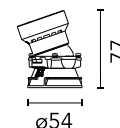
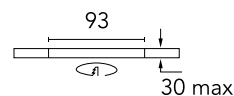
Designed by FLOS Architectural, 2019



Recessed luminaire with LED light source. Power supply not included. Remote power supply to be installed in an accessible place.

Are you a professional and your project needs consulting and support?

[BOOK AN APPOINTMENT](#)



### Main specifications

Mounting	Ceiling recessed
Environments	Indoor dry location
Light Source Type	LED
LED type	LED array
Lamp category	LED
Ilcos	No
Bulb finish	Clear
Number of heads	1
Power (W)	7.3
System power (W)	8.6
Source flux (lm)	720
System flux (lm)	447
Efficacy (lm/W)	51

### Physical

Colour	Black
Trim	No
Orientation	Adjustable
Rotation (°)	360
Longitudinal tilting (°)	20
Transversal tilting (°)	20
Recessed depth (mm)	100
Spot diameter (mm)	54
Net weight (kg)	0.16
Package height (mm)	12.5
Package width (mm)	14
Package length (mm)	14
IP internal	20
IP external	54

### Download

[Mounting instructions](#)  PDF

### Photometric Files

[LDT / IES](#)  ZIP

### Technical Drawings

[2D](#)  ZIP

[3D](#)  ZIP

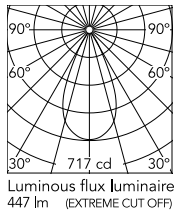
[Bim](#)  ZIP



<https://professional.flos.com/en/global/product/kap-50-adjustable-optic-flood-05.7317.74/>

05.7317.74

## Schematic light drawing



## Photometric

Lighting type	Direct
Light distribution	Symmetric
CCT (K)	3000
CRI>	90
McAdam steps (SDCM)	3
LED Life / Failure Ratio	L80B50
Beam angle C0-180 (°)	49
Beam angle C90-270 (°)	49
UGR <sub>L</sub>	15

## Electrical

Insulation class	III
Frequency (Hz)	0
Forward voltage (V)	35.9
LED current (mA)	200
Driver	Remote excluded
Dimmable	Yes
Dimming type	Non Dimmable, Dimmable DALI 2, Dimmable 0-10V, Dimmable Casambi, Dimmable 1-10V, Dimmable DALI 1, Mains Cut Dimming
Emergency type	No

## Ecodesign and Energy Labelling



Replaceable (LED only) light source by a professional



Replaceable control gear by a professional

## Notes

Pre-installation frame. To be ordered separately.

## Accessories & Power Supply



REQUIRED  
Frame

Installation

08.9114.00

Installation frame No Trim



REQUIRED  
Control interface

Electrical

60.9392

Casambi controller. Requires 1-10V or Dali driver. It must be ordered separately



REQUIRED  
Power supply

Electrical

60.9160

Non dimmable continuous current power supply of 220/240V - 50/60Hz with power current selected through adjustable with switch 200 mA - 8,5W / 250mA - 11W / 300 mA - 13W / 350 mA - 15W / 400 mA - 17,5W / 450 mA - 19,5W / 500 mA - 22W



REQUIRED  
Power supply

Electrical

60.9483

Continuous current power supply, 0-10V dimmable, 220/240V - 50/60Hz, 200mA - 20W



REQUIRED  
Power supply

Electrical

60.9604

Continuous current power supply, dimmable DALI 2, 220/240V - 50/60Hz, 200mA - 20W



REQUIRED  
Power supply

Electrical

60.9421

Continuous current power supply  
of 7,2-24W, 220/240V - 50/60Hz  
with power current selected  
through adjustable 150 mA -  
7,2W /200 mA - 9,5W /250 mA -  
12W /300 mA -14,5W /350 mA  
-17W/400 mA - 19,5W /450 mA  
-21,5W /500 mA - 24W switch.  
Mains or push dimm...