

## Johnny 80 Semi-Recessed 1L Square 1-10V - 120V

Designed by FLOS Architectural



Semi-recessed luminaire with LED light source. Power supply not included.

Are you a professional and your project needs consulting and support?

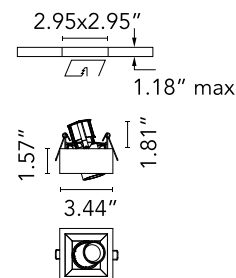
[BOOK AN APPOINTMENT](#)

### Main specifications

Mounting	Ceiling recessed
Environments	Indoor dry location
Light Source Type	LED
Light sources included	Yes
LED type	Power LED
Lamp category	LED
Number of lamps	1
Power (W)	6.2
System flux (lm)	373

### Physical

Color	Concrete/Black
Trim	Yes
Orientation	Adjustable
Longitudinal tilting (°)	20
Transversal tilting (°)	20
Net weight (lb)	0.82
Package volume (in)	916
IP internal	20



### Download

[Family spec sheet](#) [ZIP](#)

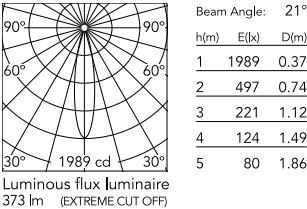
[Mounting instructions](#) [PDF](#)

### Photometric Files

[LDT / IES](#) [ZIP](#)



Schematic light drawing



Photometric


Lighting type	Direct
Light distribution	Symmetric
CCT (K)	3000
CRI>	90
Beam angle C0-180 (°)	21
Beam angle C90-270 (°)	21

Electrical

Insulation class	I
Frequency (Hz)	50/60
Main voltage (Vac)	120
LED current (mA)	500
Driver	Integrated
Dimmable	Yes
Dimming type	Dimmable 1-10V

Notes

Accessories included (honeycomb and screening crosspiece).



OPTIONAL  
Housing and Hanger Bar

TRAY-0027

Registration Tray - non electrical,  
place holder for non IC new  
construction, Johnny 80 1 Light  
Semi recessed, 2.99 x 2.99"