

Johnny 80 Semi-Recessed 1L Square 1-10V - 120V

Designed by FLOS Architectural



Semi-recessed luminaire with LED light source. Power supply not included.

Are you a professional and your project needs consulting and support?

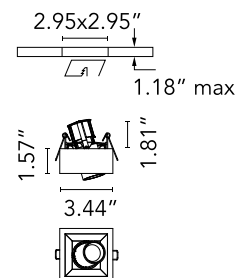
[BOOK AN APPOINTMENT](#)

Main specifications

Mounting	Ceiling recessed
Environments	Indoor dry location
Light Source Type	LED
Light sources included	Yes
LED type	Power LED
Lamp category	LED
Power (W)	6.2
System flux (lm)	399

Physical

Color	Teak/Black
Trim	Yes
Orientation	Adjustable
Longitudinal tilting (°)	20
Transversal tilting (°)	20
Net weight (lb)	0.82
Package volume (in)	916
IP internal	20



Download

[Family spec sheet](#) [ZIP](#)

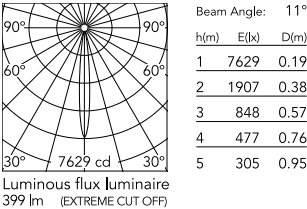
[Mounting instructions](#) [PDF](#)

Photometric Files

[LDT / IES](#) [ZIP](#)



Schematic light drawing



Photometric


Lighting type	Direct
Light distribution	Symmetric
CCT (K)	3000
CRI>	90
Beam angle C0-180 (°)	11
Beam angle C90-270 (°)	11

Electrical

Insulation class	I
Frequency (Hz)	50/60
Main voltage (Vac)	120
LED current (mA)	500
Driver	Integrated
Dimmable	Yes
Dimming type	Dimmable 1-10V

Notes

Accessories included (honeycomb and screening crosspiece).



OPTIONAL
Housing and Hanger Bar

TRAY-0027

Registration Tray - non electrical,
place holder for non IC new
construction, Johnny 80 1 Light
Semi-recessed, 2.99 x 2.99"