

FLOS

F017A1CB033 Anthracite

Ingraze Fixed Frame L 400

Designed by FLOS Outdoor, 2023

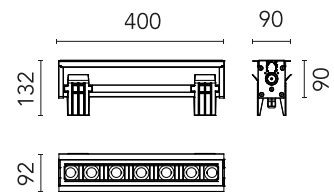


898lm - 2200K - CRI> 80 - Beam° 46

High-power LED source included and rear lenses. 1-10V or DALI on-off and dimmable 220-240V power supply. Compulsory installation box to be ordered separately. Pre-wired with H2O Stop quick connectors, lug/socket included. ACT (Anti-Corrosion Treatment) upon request.

Are you a professional and your project needs consulting and support?

[BOOK AN APPOINTMENT](#)



Main specifications

EAN	8054793259505
Mounting	In-ground
Environments	Outdoor wet location
LED type	Power LED
System power (W)	12.5
Lumen Output (lm)	898

Physical

Colour	Anthracite
Orientation	Fixed
Length (mm)	400
Net weight (kg)	2.45
Package height (mm)	220
Package width (mm)	170
Package length (mm)	472
Package volume (m3)	0.02
IP internal	66
IP external	67
Static load (kg)	2500

Download

Mounting instructions [↓ ZIP](#)

Photometric Files


LDT / IES [↓ ZIP](#)


Technical Drawings

2D [↓ ZIP](#)

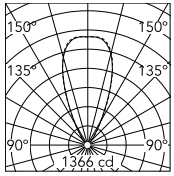
3D [↓ ZIP](#)

Ecodesign and Energy Labelling

 Replaceable (LED only) light source by a professional

 Replaceable control gear by a professional

Schematic light drawing



Beam Angle: 46°

h(m)	E(lx)	D(m)
1	1360	0.85
2	340	1.71
3	151	2.56
4	85	3.42
5	54	4.27

Luminous flux luminaire
898 lm

Photometric

Light distribution	Roto symmetric
CCT (K)	2200
CRI>	80
Beam angle C0-180 (°)	46
Beam angle C90-270 (°)	46

Electrical

Insulation class	I
Frequency (Hz)	50/60
Main voltage (Vac)	220-240
Power supply	Integrated
Power supply type	Dimmable 1-10V

Accessories & Power Supply



REQUIRED
Frame

Installation

F017Z010000

Framed installation box for single flush installations.



REQUIRED
Frame

Installation

F017Z110000

Framed/frameless installation box for single installations.



REQUIRED
Accessory

Electrical

F990C082000

5-pin connector kit with detachable socket + EU plug.



REQUIRED
Accessory

Electrical

F990C083000

4-pin connector kit with detachable socket + EU plug.



OPTIONAL
Accessory

F990C010000

3/4 way terminal block 4 poles IP68 H2O stop. (ø5,5÷12mm cable)



OPTIONAL
Frame

Installation

F017Z210000

Framed flush continuous line module.



OPTIONAL
Frame

Installation

F017Z211000

Framed/frameless continuous line module.



OPTIONAL
Frame

Installation

F017Z490000

Standard end-plate cover kit.



OPTIONAL
Frame

Installation

F017Z530000

Standard connecting plate kit.



OPTIONAL
Frame

Installation

F017Z531000

Anti-theft connecting plate kit.



OPTIONAL
Frame

Installation

F017Z550006

Framed anti-theft bracket kit.



OPTIONAL
Frame

Installation

F017Z550033

Framed anti-theft bracket kit.



OPTIONAL
Frame

Installation

F017Z560006

Frameless anti-theft bracket kit.



OPTIONAL
Frame

Installation

F017Z560033

Frameless anti-theft bracket kit.



OPTIONAL
Frame

Installation

F017Z610000

Complete framed anti-theft installation box for single flush installations.



OPTIONAL
Frame

Installation

F017Z710000

Framed/frameless anti-theft installation box for single installations.



OPTIONAL
Accessory

F990C030000

4 way junction box 5 poles IP68
(6-14 mm cables)



OPTIONAL
Accessory

F990C00A000

2 way terminal block 4 poles IP68
H20 stop. (ø5,5÷12mm cable)



OPTIONAL
Accessory

F990C080000

Connector kit 5-pole flying socket
+ EU plug IP68.



OPTIONAL
Accessory

Electrical

F990C081000

4-pin connector kit with
detachable socket + IP68 EU
plug.