

FLOS

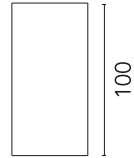
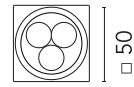
FA50713530 Black

Heavy Metal Hp Wall 2 Double NEW

Designed by FLOS Outdoor



LED source included. Electric remote 24V dc ON/OFF power supply to be ordered separately. Wall fixing bracket included. The luminaire is equipped with a protruding neoprene, 250 mm cable and a wiring kit with crimp connectors and adhesive heat-shrink tubing guaranteeing the water tightness of the connection. Extra clear transparent glass.



Are you a professional and your project needs consulting and support?

[BOOK AN APPOINTMENT](#)

Main specifications

| | |
|------------------|----------------------|
| Mounting | Wall |
| Environment | Outdoor wet location |
| LED type | Power LED |
| Number of heads | 1 |
| Power (W) | 6.6 |
| System power (W) | 9 |
| Source flux (lm) | 2x331 |
| System flux (lm) | 2x218 |

Physical

| | |
|-------------|-------|
| Colour | Black |
| Orientation | Fixed |
| IP internal | 65 |

Download

[Mounting instructions](#) ZIP

Photometric Files

[LDT / IES](#) ZIP

Technical Drawings

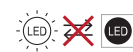
[2D](#) ZIP

[3D](#) ZIP



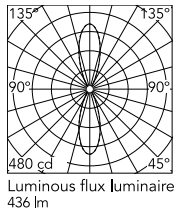
Ecodesign and Energy Labelling

This product contains a light source of energy efficiency class F



Non-replaceable light source

Schematic light drawing



Beam Angle: 36°

| h(m) | E(lx) | D(m) |
|------|-------|------|
| 1 | 480 | 0.66 |
| 2 | 120 | 1.31 |
| 3 | 53 | 1.97 |
| 4 | 30 | 2.63 |
| 5 | 19 | 3.28 |

Luminous flux Luminaire
436 lm

Photometric

| | |
|---------------------------------|------------------|
| Lighting type | Indirect, Direct |
| Light distribution | Symmetric |
| CCT (K) | 2700 |
| CRI> | 80 |
| Beam angle C0-180 (°) | 36 |
| Beam angle C90-270 (°) | 36 |
| Beam angle indirect C0-180 (°) | 36 |
| Beam angle indirect C90-270 (°) | 36 |

Electrical

| | |
|--------------------|-----------------|
| Insulation class | III |
| Main voltage (Vac) | 24 |
| Driver | Remote excluded |
| Dimmable | No |
| Dimming type | Non Dimmable |
| Emergency type | No |

Notes

Please check with your referent person in our Front Office if a code modification is needed to meet the required certification compliance

Accessories & Power Supply



OPTIONAL
Power supply

F990B23AZ00

Power supply 24Vdc 35W /120-270V IP67 Class II selv.



OPTIONAL
Power supply

RF25757

Power supply 24V 10W / 110-240V IP67 Class II selv._Non Dimmable



OPTIONAL
Power supply

RF25749

Power supply 24Vdc 70W / 220-240V IP67 Class II selv. Non Dimmable



OPTIONAL
Power supply

RF25755

Power supply 24Vdc 50W / 120-240V IP67 Class II selv. Non Dimmable



OPTIONAL
Power supply

RF25747

Power supply 24V 10W /110-240V IP20 Class II selv. Non Dimmable