

FLOS

09.3200.55A Stainless Steel

G-O White Light

Designed by Jorge Herrera, 2017



Semi recessed signalling lamp for indoor use on ceiling/wall. Power supply not included. 1000 mm power cable included.

Are you a professional and your project needs consulting and support?

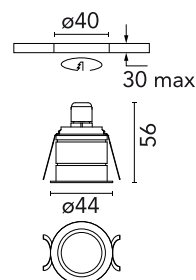
BOOK AN APPOINTMENT

Main specifications

Mounting	Wall recessed
Environments	Indoor dry location, Outdoor wet location
Light source type	LED
Light sources included	Yes
LED type	Top LED
Lamp category	LED
Number of lamps	1
Power (W)	1.2
Source flux (lm)	96
Lumen Output (lm)	4

Physical

Colour	Stainless Steel
Trim	No
Orientation	Fixed
Recessed depth (mm)	56
Net weight (kg)	0.185
IP internal	20
IP external	65



Download

Mounting instructions [Download PDF](#)

Photometric Files

LDT / IES [Download ZIP](#)

Technical Drawings

2D [Download ZIP](#)

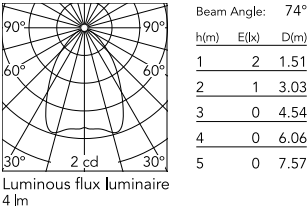
3D [Download ZIP](#)



Ecodesign and Energy Labelling



Schematic light drawing



Photometric

Lighting type	Indirect, Direct
Light distribution	Symmetric
CCT (K)	3000
CRI>	90
Beam angle C0-180 (°)	74
Beam angle C90-270 (°)	74
UGR _L	<16


Electrical

Insulation class	III
Forward voltage (V)	24
LED current (mA)	25
Power supply	Remote excluded
Dimmable	Yes
Power supply type	Non Dimmable, Dimmable DALI 1

Notes

Equipment for remote installation in an accesible place: it does not fit through the luminaire installation hole. For Dali installation, the non-dimmable kit and the Dali controller are needed.

Accessories & Power Supply



REQUIRED
Power supply

Electrical

60.9157

Electronic transformer with constant voltage (24V) for LED. 8W, 110/240V, 50/60H



REQUIRED
Power supply

Electrical

60.8703

Electronic transformer with constant voltage (24V) for LED. 100/240V, 25W



OPTIONAL
Accessory

08.8422.00

Prepared for recessing



OPTIONAL
Accessory

Electrical

60.8640

Control Unit 1-10V



OPTIONAL
Accessory

Electrical

60.9766

Control Unit DALI