

# FLOS

 SA.5100.1A Lighting white

## G-O IN

Designed by Jorge Herrera, 2017

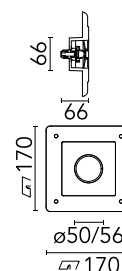


LED - Top LED - 1.2W

Recessed sign luminaire for indoor application. Power supply source not included: electronic transformer with constant voltage (24V) for LED. 220/240V, 50/60Hz. It includes 1000mm power supply cable.

Are you a professional and your project needs consulting and support?

[BOOK AN APPOINTMENT](#)



### Main specifications

Mounting	Wall recessed
Enviroment	Indoor dry location
LED type	Top LED
Lamp category	LED
Ilcos	No
Power (W)	1.2
Source flux (lm)	105




### Physical

Colour	Lighting white
Trim	No
Orientation	Fixed
Net weight (kg)	0.7
IP internal	20
IP external	20

### Download

[Mounting instructions](#)

[PDF](#)

		
------------------------------------------------------------------------------------	-------------------------------------------------------------------------------------	-------------------------------------------------------------------------------------

Photometric

Lighting type	Indirect, Direct
Light distribution	Symmetric

Electrical

Main voltage (Vac)	24.00
Driver	Remote excluded
Dimmable	No
Dimming type	Non Dimmable
Emergency type	No

Accessories & Power Supply



REQUIRED  
Accessory

60.8640

Dimmable 1-10V control unit with 1 channel for 24V LED modules. Max. 120W - 5A



REQUIRED  
Power supply

60.9157

Electronic transformer with constant voltage (24V) for LED. 8W, 110/240V, 50/60H



REQUIRED  
Power supply

60.8703

Electronic transformer with constant voltage (24V) for LED. 100/240V. 25W



REQUIRED  
Accessory

Electrical

60.9766

Dimmable Dali 2 control unit for 12-48Vdc LED modules



OPTIONAL  
Power supply

60.8079

Electronic transformer with constant voltage (24V) for LED. 8W, 220/240V, 50/60H