

FLOS

F019A23DU33 Anthracite

Flauta Riga 3 NEW

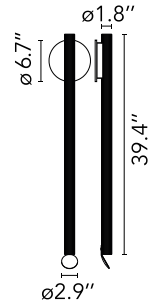
Designed by Patricia Urquiola



LED light source included. Integrated 100-127V electrical power with DALI dimmer. Comes with deflector for optional installation on the upper or lower head.

Are you a professional and your project needs consulting and support?

[BOOK AN APPOINTMENT](#)



Main specifications

EAN	8054793320335
System flux (lm)	694

Physical

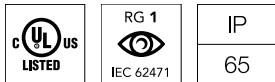
Color	Anthracite
Orientation	Fixed
Net weight (lb)	6.73
IP internal	65

Download

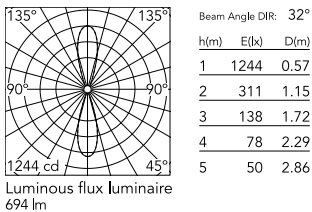
- [Family spec sheet](#) ZIP
- [Mounting instructions](#) ZIP

Photometric Files

- [LDT / IES](#) ZIP



Schematic light drawing



Photometric

Beam angle C0-180 (°)	16
-----------------------	----

Beam angle C90-270 (°)	16
------------------------	----

Beam angle indirect C0-180 (°)	16
--------------------------------	----

Beam angle indirect C90-270 (°)	16
---------------------------------	----

Extreme cut off	No
-----------------	----

Electrical

Dimming range (%)	10-100
-------------------	--------

Emergency type	No
----------------	----

Notes

We recommend using a connection system with a degree of protection greater than or equal to the degree of protection of the luminaire.

During the installation and the maintenance of the fixtures it is important to be careful and avoid damages on the paint coating.

Damages on the coating exposed to outdoor conditions or water, could cause corrosion.

Chemical substances affect the anticorrosion covering protection.

For LED fixtures, there is evidence that most of the damages are connected to electrical effects related to the insulations, which cause destructive electrical discharges

These effects are frequently caused by:

- over Voltage coming from the Mains' network where fixture is connected.
- electrostatic discharge (ESD) coming from the environment.

The use of a protective device against the overvoltage on the electrical installation is warmly suggest this helps to reduce the intensity of some of these phenomenon and prevent irreversible damages.

The selection of the type of device to be used must be adjust on the electrical plant. 110V version available by request.