

FLOS

06.1656.14 Black

Feed 90° Corner

Designed by FLOS Architectural, 2015

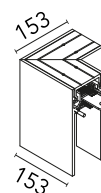


Length: 153 - Suspension

Can be powered. Includes 2 cable suspension kits.

Are you a professional and your project needs consulting and support?

BOOK AN APPOINTMENT



Main specifications

Mounting	Suspension
Environments	Indoor dry location
Light sources included	no

Physical

Colour	Black
Trim	No
Length (mm)	153
Net weight (kg)	0.76
IP internal	20
IP external	20

Download

Mounting instructions



Electrical

Forward voltage (V)	24
Power supply	Remote excluded
Power supply type	Non Dimmable, Dimmable DALI 2, Dimmable Casambi

Accessories & Power Supply



OPTIONAL
Power supply
Electrical

60.9352
LED power supply source for remote installation in 24V/200W electric control panel. To avoid problems of overload it is recommended to install a power source every 185W. 100/240V.



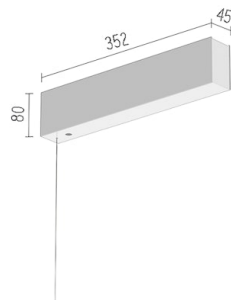
OPTIONAL
Power supply
Electrical

60.9089
Electronic transformer with constant voltage (24V) for LED. 100/240V. 60W



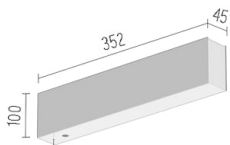
OPTIONAL
Power supply
Electrical

60.9407
Electronic transformer with constant voltage (24V) for LED. 100/240V. 120W



OPTIONAL
Electrical

08.8886.40
Surface power supply for direct and indirect lighting with housing for the driver



OPTIONAL
Electrical

08.8886.40.DA
DALI controller and 24V/185W equipment to supply and control both the direct and indirect lighting, included



OPTIONAL
Installation

08.8887.40A
Endcap, 2 unit kit



OPTIONAL
Accessory

08.8883.40A
Canopy surface White, Power Supply not included order separately



OPTIONAL
Electrical

08.8889.40
Recessed power supply rose