

## Emma Wall 2 Mono Retrofit NEW

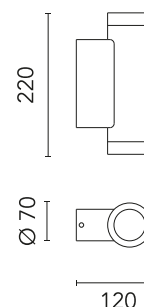
Designed by FLOS Outdoor, 2010



GZ10 bulb holder not included, compatible with retrofit LED bulbs. Electrical power supply 220-230V ON/OFF. With IP65 cable guide for rubber cables 5mm<ø<10mm and a connection box for fast connections. To ensure the tightness of the cable guide it's recommended to use flexible electric cables suitable for exterior use.

Are you a professional and your project needs consulting and support?

[BOOK AN APPOINTMENT](#)



### Main specifications

EAN	8054793614724
Mounting	Wall
Environments	Outdoor wet location
Lamp category	Halogen
Number of lamps	1
Power (W)	35

### Physical

Colour	Anthracite
Orientation	Fixed
Net weight (kg)	1.44
Package height (mm)	135
Package width (mm)	235
Package length (mm)	115
IP internal	66

### Download

Mounting instructions [ZIP](#)

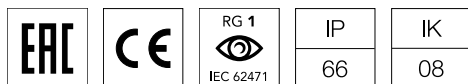
### Photometric Files

LDT / IES [ZIP](#)

### Technical Drawings

2D [ZIP](#)

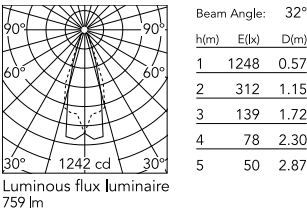
3D [ZIP](#)



### Ecodesign and Energy Labelling

This product contains a light source of energy efficiency class E

Schematic light drawing



Photometric

Light distribution	Asymmetric
Extreme cut off	No

Electrical

Insulation class	I
Frequency (Hz)	50/60
Main voltage (Vac)	230
Power supply type	Non Dimmable
Emergency	No

Notes

Please check with your referent person in our Front Office if a code modification is needed to meet the required certification compliance