

FLOS

05.4380.GY Deep Green

Emi Table

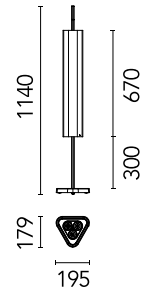
Designed by Erwan Bouroullec, 2023



Anti-glare appliance for installation on tables and coffee tables. Built-in 220-240 V power supply, with cable and plug. Spare parts for the optical module (lens) are available, please see the accessories. Independent control of the Up&Down lighting through Touch Dimming capacitive sensors in the top part of the central rod.

Are you a professional and your project needs consulting and support?

BOOK AN APPOINTMENT



Main specifications

EAN	8424229003192
Mounting	Table
Environments	Indoor dry location
Light source type	LED
Light sources included	Yes
LED type	LED array
Lamp category	LED
Number of lamps	1
Power (W)	36.7
System power (W)	43.5
Source flux (lm)	4174
System flux (lm)	2823

Physical

Colour	Deep Green
Orientation	Fixed
Cord colour	Black
Cord length (mm)	2500
Net weight (kg)	8.4
IP internal	20

Download

Mounting instructions [↓ PDF](#)

Photometric Files

LDT / IES [↓ ZIP](#)

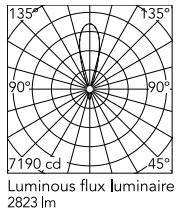
Technical Drawings

2D [↓ ZIP](#)

3D [↓ ZIP](#)



Schematic light drawing



Beam Angle: 32° x 32°

h(m)	E(lx)	D(m)
1	7190	0.57
2	1797	1.13
3	799	1.70
4	449	2.27
5	288	2.83

Photometric

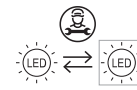
Lighting type	Total
Light distribution	Symmetric
CCT (K)	2700
CRI>	90
McAdam steps (SDCM)	3
Rf fidelity index	89
Rg gamut index	101
LED Life / Failure Ratio	L80B50>60.000h_Tc85°C
Beam angle C0-180 (°)	32
Beam angle C90-270 (°)	32
Extreme cut off	Yes
UGR _L	<19

Electrical

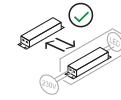
Insulation class	III
Frequency (Hz)	50/60
Main voltage (Vac)	110-240
LED current (mA)	760
Power supply	Integrated
Dimmable	Yes
Dimming range (%)	1-100
Dimming interface	Dimmer Integrated

Ecodesign and Energy Labelling

This product contains a light source of energy efficiency class E



Replaceable (LED only) light source by a professional



Replaceable control gear by an end-user

Notes

Gross Luminous Flux:

UpLigh - 3087 lm

DownLight - 1087 lm

Net Luminous Flux:

UpLigh - 2138 lm

DownLight - 685 lm

Accessories & Power Supply



OPTIONAL
Diffuser

Optical

08.0956.14

3 Lens Kit for Emi Ceiling Large,
Emi Floor & Emi Table - Flood
Optic



OPTIONAL
Diffuser

Optical

08.0956.40

3 Lens Kit for Emi Ceiling Large,
Emi Floor & Emi Table - Flood
Optic