

Emi Ceiling Large H240

Designed by Erwan Bouroullec, 2023



Anti-glare appliance for installation on surfaces. Built-in 220-240 V power supply. Spare parts for the optical module (lens) are available, please see the accessories. The various accessory lens options (depending on the beam angle) are interchangeable.

Are you a professional and your project needs consulting and support?

BOOK AN APPOINTMENT


Main specifications

Mounting	Ceiling surface
Environments	Indoor dry location
Light source type	LED
Light sources included	Yes
LED type	LED array
Lamp category	LED
Number of lamps	1
Power (W)	24.5
System power (W)	28
Source flux (lm)	2289
Lumen Output (lm)	1742

Physical

Colour	All Off White
Orientation	Fixed
Length (mm)	108
Net weight (kg)	1.48
IP internal	20

Download

Mounting instructions  PDF

Photometric Files

LDT / IES  ZIP

Technical Drawings

2D  ZIP

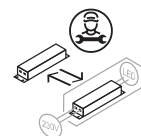
3D  ZIP

Ecodesign and Energy Labelling

This product contains a light source of energy efficiency class F



Replaceable (LED only) light source by a professional



Replaceable control gear by a professional



Photometric

Lighting type	Direct
Light distribution	Symmetric
CCT (K)	2700
CRI>	90
McAdam steps (SDCM)	3
Rf fidelity index	92
Rg gamut index	100
LED Life / Failure Ratio	L80B50>60.000h_Tc85°C
Beam angle C0-180 (°)	17
Beam angle C90-270 (°)	17
Extreme cut off	Yes
UGR _L	<10

Electrical

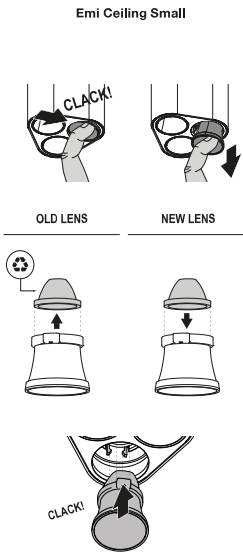
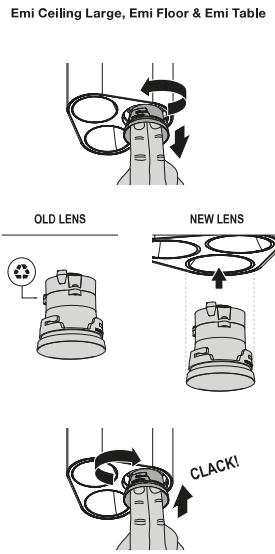
Insulation class	II
Frequency (Hz)	50/60
Main voltage (Vac)	220-240
LED current (mA)	700
Power supply	Integrated
Dimmable	No
Power supply type	Non Dimmable

Notes

The advanced technology of Emi goes perfectly with its sustainable design. The lamp's body is mainly made from aluminium (partially recycled and completely recycled), guaranteeing a lower environmental impact. Durability is another key part of Emi's design. The product is designed to stand the test of time with the goal of avoiding waste and rapid obsolescence. Every lens unit can be replaced individually to make maintenance easier, while the absence of glues and welding simplifies the disassembly and correct disposal of individual parts at the useful end of the product's life.

Before placing your order, please consult the product details also in its technical data sheet and in the installation and assembly instructions to find all the information that may not be included here or that could be relevant to your specific project or installation.

Spare Parts

	<p>Emi Ceiling Small</p>		
	<p>Emi Ceiling Large, Emi Floor & Emi Table</p>		
		3 Lens Kit for Emi Ceiling Large - Spot Optic	08.0954.14
		3 Lens Kit for Emi Ceiling Large - Spot Optic	08.0954.40
		3 Lens Kit for Emi Ceiling Large - Medium Optic	08.0955.14
		3 Lens Kit for Emi Ceiling Large - Medium Optic	08.0955.40
		3 Lens Kit for Emi Ceiling Large, Emi Floor & Emi Table - Flood Optic	08.0956.14
		3 Lens Kit for Emi Ceiling Large, Emi Floor & Emi Table - Flood Optic	08.0956.40



Diffuser

Optical

08.0954.14

3 Lens Kit for Emi Ceiling Large -
Spot Optic



Diffuser

Optical

08.0954.40

3 Lens Kit for Emi Ceiling Large -
Spot Optic



Diffuser

Optical

08.0955.14

3 Lens Kit for Emi Ceiling Large -
Medium Optic



Diffuser

Optical

08.0955.40

3 Lens Kit for Emi Ceiling Large -
Medium Optic



Diffuser

Optical

08.0956.14

3 Lens Kit for Emi Ceiling Large,
Emi Floor & Emi Table - Flood
Optic



Diffuser

Optical

08.0956.40

3 Lens Kit for Emi Ceiling Large,
Emi Floor & Emi Table - Flood
Optic