

FLOS

05.8342.40.DA White

Eclectic Ø90 Dim To Warm. Adjustable Cone. Dali Version

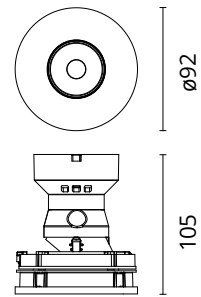
Designed by FLOS Architectural, 2023



Eclectic Ø90 Dim To Warm. Adjustable Downlight (40° tilt, 360° rotation). "Cone" style façade. Necessary installation pre-frames, not included (to be ordered separately). Recessed position of the LED: 41° cut-off angle. IP20 water tightness (for IP54, please ask the dedicated accessory). Alternative options for lenses, orientation modules and style façades are available as spare parts.

Are you a professional and your project needs consulting and support?

[BOOK AN APPOINTMENT](#)



Main specifications

Mounting	Ceiling recessed
Light source type	LED
Light sources included	Yes
LED type	LED array
Power (W)	10.5
System power (W)	13
Source flux (lm)	1026
Lumen Output (lm)	834

Physical

Colour	White
Rotation (°)	360
Longitudinal tilting (°)	40
Transversal tilting (°)	40
Recessed depth (mm)	114
Net weight (kg)	0.41
IP internal	20

Download

[Mounting instructions](#) PDF

Photometric Files

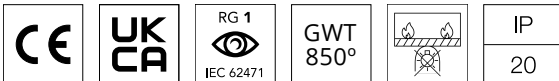
[LDT / IES](#) ZIP

Technical Drawings

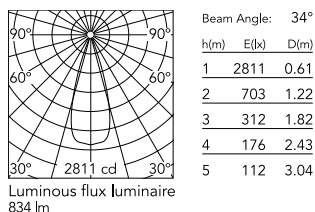
[2D](#) ZIP

[3D](#) ZIP

[Bim](#) ZIP



Schematic light drawing



Photometric

Lighting type	Direct
Light distribution	Symmetric
CCT (K)	1800-3000
CRI>	90
McAdam steps (SDCM)	3
Rf fidelity index	92
Rg gamut index	100
LED Life / Failure Ratio	L90B50>55.000h_Tc85°C
Beam angle C0-180 (°)	34
Beam angle C90-270 (°)	34
Extreme cut off	Yes
UGR _L	<10

Electrical

Insulation class	II
Frequency (Hz)	50/60
Main voltage (Vac)	220-240
Forward voltage (V)	34
LED current (mA)	300
Power supply	Integrated
Dimmable	Yes
Power supply type	Dimmable DALI 2
Dimming interface	Remote Dimmable (Dimmer Not Included)

Ecodesign and Energy Labelling

This product contains a light source of energy efficiency class **G**



Replaceable (LED only) light source by a professional



Replaceable control gear by a professional

Notes

In Dim to Warm models the driver is included. A dimmer compatible with mains dimming (leading/trailing edge) must be used. Customer needs to check the compatibility between the dimmer used and the Flos luminaire. Using dimmers that are not suitable for LED lighting can damage the luminaire, the driver and/or the dimmer. Therefore, their use is discouraged and any liability thereof is disclaimed. The dimming range may vary depending on the model and the number of luminaires installed per dimmer, the driver and the dimmer used. The maximum power installed per dimmer must not exceed 80% of the nominal power of the dimmer used.

Accessories & Power Supply



REQUIRED
Frame

Installation

08.0671.14

Trim Frame



REQUIRED
Frame

Installation

08.0671.40

Trim Frame



REQUIRED
Frame

Installation

08.0673.00

No Trim Frame



OPTIONAL
Accessory

Optical

08.0728.00

Honeycomb for Eclectic 90



OPTIONAL
Accessory

Installation

08.0730.00

IP54 Lens for Eclectic 90
Adjustable



OPTIONAL
Filter

Optical

08.0735.00

Colour Temperature Increaser
Filter for Eclectic 90



OPTIONAL
Filter

Optical

08.0736.00

Colour Temperature Decreaser
for Eclectic 90

Spare Parts



Medium Lens for Eclectic 90 Led Array	08.0715.00
Flood Lens for Eclectic 90 Led Array	08.0716.00
Cone Frontal for Eclectic 90	08.0724.14
Cone Frontal for Eclectic 90	08.0724.40
Soft Frontal for Eclectic 90	08.0725.14
Soft Frontal for Eclectic 90	08.0725.40
Flat Frontal for Eclectic 90	08.0726.40
Module Fix for Eclectic 90	08.0741.00
Module Adjustable for Eclectic 90	08.0742.00



08.0715.00
Medium Lens for Eclectic 90 Led Array



08.0716.00
Flood Lens for Eclectic 90 Led Array



08.0724.14
Cone Frontal for Eclectic 90



08.0724.40
Cone Frontal for Eclectic 90



08.0725.14
Soft Frontal for Eclectic 90



08.0725.40
Soft Frontal for Eclectic 90



08.0726.40
Flat Frontal for Eclectic 90



08.0741.00
Module Fix for Eclectic 90



08.0742.00

Module Adjustable for Eclectic 90