

FLOS

05.8168.40 White

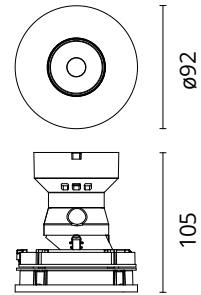
Eclectic 90 Adjustable Soft Led Array

Designed by FLOS Architectural, 2022



10.5W - 873lm - 3000K - CRI> 90 - Beam° 43

Eclectic Ø90. Adjustable Downlight (40° tilt, 360° rotation). "Soft" style façade. Necessary installation pre-frames, not included (to be ordered separately). Recessed position of the LED: 41° cut-off angle. IP20 water tightness (for IP54, please ask the dedicated accessory). Alternative options for lenses, orientation modules and style façades are available as spare parts.



Are you a professional and your project needs consulting and support?

[BOOK AN APPOINTMENT](#)

Main specifications

Mounting	Ceiling recessed
Environments	Indoor dry location
Light source type	LED
Light sources included	Yes
LED type	LED array
Number of lamps	1
Power (W)	10.5
System power (W)	12.6
Lumen Output (lm)	873
Efficacy (lm/W)	83

Physical

Colour	White
Orientation	Adjustable
Recessed depth (mm)	114
Spot diameter (mm)	95
Length (mm)	95
Net weight (kg)	0.29
Package height (mm)	157
Package width (mm)	210
Package length (mm)	135
IP internal	20

Download

[Mounting instructions](#)  PDF

Photometric Files

[LDT / IES](#)  ZIP

Technical Drawings

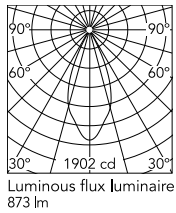
[2D](#)  ZIP

[3D](#)  ZIP

[Bim](#)  ZIP



Schematic light drawing



Photometric

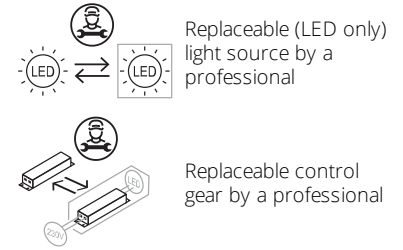
Lighting type	Direct
Light distribution	Symmetric
CCT (K)	3000
CRI>	90
McAdam steps (SDCM)	2
Rf fidelity index	92
Rg gamut index	98
LED Life / Failure Ratio	L70B50>55.000h_Tc=85°C
Beam angle C0-180 (°)	43
Beam angle C90-270 (°)	43
UGR _L	<16

Electrical

Insulation class	III
LED current (mA)	300
Power supply	Remote
Dimmable	Yes
Power supply type	Dimmable DALI 2, Dimmable 0-10V, Dimmable Casambi, Dimmable Push, Dimmable 1-10V, Mains Cut Dimming

Ecodesign and Energy Labelling

This product contains a light source of energy efficiency class E



Accessories & Power Supply



REQUIRED
Power supply

Electrical

60.9162

Continuous current power supply 220/240V - 50/60Hz. Adjustable Current 300mA-13W / 350mA-15W / 400mA-18W / 450mA-20W / 500mA-22W / 550mA-24W / 600mA-27W / 650mA-29W / 700mA-31W / 750mA-32W / 800mA-33W / 850mA-35W / 900mA-38W / 950mA-40W / 1000/1050mA-4...



REQUIRED
Power supply

Electrical

60.9160

Non dimmable continuous current power supply of 220/240V - 50/60Hz with power current selected through adjustable with switch 200 mA - 8,5W / 250mA - 11W / 300 mA - 13W / 350 mA - 15W / 400 mA - 17,5W / 450 mA - 19,5W / 500 mA - 22W



REQUIRED
Power supply

Electrical

60.9208

Continuous current power supply of 13-20W - Dim 1-10V&Push - 110/240V - 50/60Hz with power current selected through adjustable



REQUIRED
Power supply

Electrical

60.9843

Continuous current power supply 20W, 220/240V - 50/60Hz with power current selected through adjustable switch. Dimmable 0-10V/PWM/RX. Output current: 500mA - 21W / 450mA - 19W / 400mA - 17W / 350mA - 15W / 300mA - 12W / 250mA - 10W.



REQUIRED
Power supply

Electrical

60.9713.0300

300mA, 20 W, 220/240 V - 50/60 Hz constant current power supply. Dimmable by Dali2



REQUIRED
Power supply

Electrical

60.7678



REQUIRED
Frame

Installation

08.0671.14

Trim Frame



REQUIRED
Frame

Installation

08.0671.40

Trim Frame

Continuous current supply
source of 240V - 50/60Hz with
dimmable Dali 2, Push dimming.
150mA - 7.8W / 200mA - 10.4W /
250mA - 13W / 300mA - 15.6W /
350mA - 18.2W / 400mA - 20.8W
/ 500mA - 26W / 600mA - 31.2W
/ 700mA - 36.4W / 750mA - 39W
/ 800mA - 41.6...



REQUIRED
Frame

Installation

08.0673.00

No Trim Frame



REQUIRED
Power supply

Electrical

60.7785

Constant current power supply
42W, 220–240V CASAMBI
dimnable.



REQUIRED
Power supply

Electrical

60.9467

Mains dimming 20W Constant
current power supply, AC phase-
cut adjustable, trailing & leading
edge dimming, 220/240V -
50/60Hz, with dip-switch
programmable power supply
current. Output current: 900mA -
20W / 850mA - 20W / 800mA -
20W / 750mA - 20W / 70...



OPTIONAL
Accessory

Optical

08.0728.00

Honeycomb for Eclectic 90



OPTIONAL
Accessory

Installation

08.0730.00

IP54 Lens for Eclectic 90
Adjustable



OPTIONAL
Filter

Optical

08.0735.00

Colour Temperature Increaser
Filter for Eclectic 90



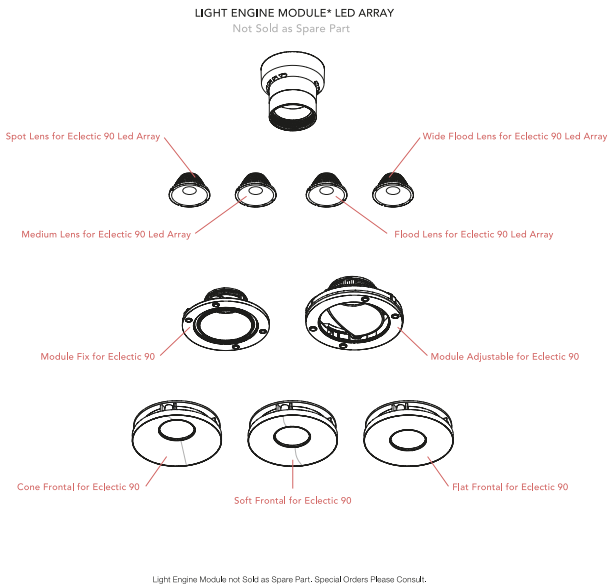
OPTIONAL
Filter

Optical

08.0736.00

Colour Temperature Decreaser
for Eclectic 90

Spare Parts



Spot Lens for Eclectic 90 Led Array	08.0714.00
Medium Lens for Eclectic 90 Led Array	08.0715.00
Flood Lens for Eclectic 90 Led Array	08.0716.00
Wide Flood Lens for Eclectic 90 Led Array	08.0717.00
Cone Frontal for Eclectic 90	08.0724.14
Cone Frontal for Eclectic 90	08.0724.40
Soft Frontal for Eclectic 90	08.0725.14
Soft Frontal for Eclectic 90	08.0725.40
Flat Frontal for Eclectic 90	08.0726.14
Flat Frontal for Eclectic 90	08.0726.40
Module Fix for Eclectic 90	08.0741.00
Module Adjustable for Eclectic 90	08.0742.00



08.0714.00
Spot Lens for Eclectic 90 Led
Array



08.0715.00
Medium Lens for Eclectic 90 Led
Array



08.0716.00
Flood Lens for Eclectic 90 Led
Array



08.0717.00
Wide Flood Lens for Eclectic 90
Led Array



08.0724.14
Cone Frontal for Eclectic 90



08.0724.40
Cone Frontal for Eclectic 90



08.0725.14
Soft Frontal for Eclectic 90



08.0725.40
Soft Frontal for Eclectic 90



08.0726.14

Flat Frontal for Eclectic 90



08.0726.40

Flat Frontal for Eclectic 90



08.0741.00

Module Fix for Eclectic 90



08.0742.00

Module Adjustable for Eclectic 90