

FLOS

05.8004.40.9S White

Eclectic 70 Fixed Soft - Non IC Remote Driver

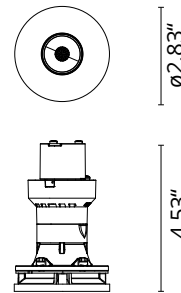
Designed by FLOS Architectural, 2022



Eclectic Ø70. Non-adjustable Downlight. "Soft" style façade. Necessary installation pre-frames, not included (to be ordered separately). Recessed position of the LED: 47° cut-off angle. IP54 water tightness. Alternative options for lenses, orientation modules and style façades are available as spare parts.

Are you a professional and your project needs consulting and support?

[BOOK AN APPOINTMENT](#)



Main specifications

Mounting	Ceiling recessed
Environments	Indoor dry location
Light Source Type	LED
Light sources included	Yes
LED type	LED array
Lamp category	LED
Number of lamps	1
Power (W)	7.5
System flux (lm)	514

Physical

Color	White
Orientation	Fixed
Recessed depth (in)	4.53
Net weight (lb)	0.36
Package volume (in)	61.02
IP internal	54

Download

[Family spec sheet](#) ZIP

[Mounting instructions](#) PDF

Photometric Files

[LDT / IES](#) ZIP

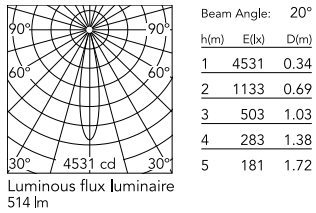
Technical Drawings

[2D](#) ZIP

[3D](#) ZIP



Schematic light drawing



Photometric

Lighting type	Direct
Light distribution	Symmetric
CCT (K)	2700
CRI>	90
McAdam steps (SDCM)	2
Rf fidelity index	88
Rg gamut index	94
LED Life / Failure Ratio	L70B50>55.000h_Tc=85°C
Beam angle C0-180 (°)	23
Beam angle C90-270 (°)	23

Electrical

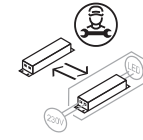
Insulation class	III
Forward voltage (V)	12.3
LED current (mA)	600
Driver	Remote
Dimmable	Yes
Dimming type	Dimmable 1-10V

Ecodesign and Energy Labelling

This product contains a light source of energy efficiency class **G**



Replaceable (LED only) light source by an end-user



Replaceable control gear by a professional

Notes

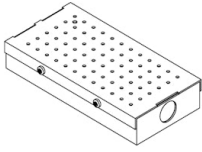
Optional filters to be ordered separately.

Listings: UL Listed, IP54. Class II

Installation frame ordered separately. When ordering registration tray the installation frame is included.

Non IC (requires 3" clearance from insulation) with remote driver. Driver must be located in temperate accessible location.

Accessories & Power Supply



REQUIRED
Power supply

SP25W600MA-10V-A02
Splice Box 7"x3-5/8"x1-1/4",
600mA, 25W, 0-10V Dimmable,
120/277V



REQUIRED
Frame

Installation

08.0670.14

Trim Frame



REQUIRED
Frame

Installation

08.0670.40

Trim Frame




REQUIRED
Frame

Installation

08.0672.00

No Trim Frame



OPTIONAL
Accessory

Optical

08.0727.00

Honeycomb for Eclectic 70



OPTIONAL
Filter

Optical

08.0731.00

Colour Temperature Increaser for
Eclectic 70



OPTIONAL
Filter

Optical

08.0732.00

Colour Temperature Decreaser
for Eclectic 70