

# FLOS

03.4196.B1.LE White

## Easy Kap Ø 80 Wall-Washer - Dim-To-Warm

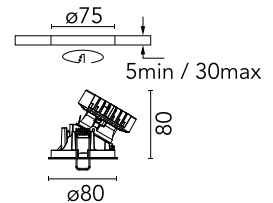
Designed by FLOS Architectural



Recessed luminaire with LED light source. 220-240V & dimmable 1-10V power supply included.

Are you a professional and your project needs consulting and support?

[BOOK AN APPOINTMENT](#)



### Main specifications

Mounting	Ceiling recessed
Environments	Indoor dry location
Light Source Type	LED
LED type	LED array
Lamp category	LED
Iicos	No
Bulb finish	Clear
Number of heads	1
Power (W)	13
System power (W)	13
Source flux (lm)	1022.63
System flux (lm)	770
Efficacy (lm/W)	59

### Physical

Colour	White
Trim	Yes
Orientation	Fixed
Recessed depth (mm)	81
Spot diameter (mm)	80
Net weight (kg)	0.24
IP internal	20
IP external	54

### Download

[Mounting instructions](#)  PDF

### Photometric Files

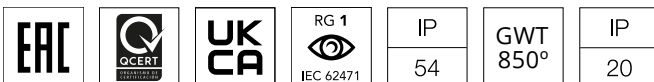
[LDT / IES](#)  ZIP

### Technical Drawings

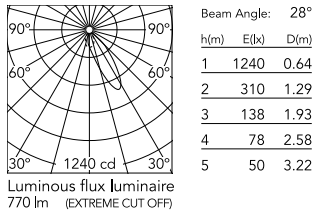
[2D](#)  ZIP

[3D](#)  ZIP

[Bim](#)  ZIP



## Schematic light drawing



## Photometric

Lighting type	Indirect, Direct
Light distribution	Asymmetric
CCT (K)	2850-1800
CRI>	95
McAdam steps (SDCM)	3
LED Life / Failure Ratio	L80B50
Beam angle C0-180 (°)	28
Beam angle C90-270 (°)	37
UGR <sub>L</sub>	21

## Electrical

Insulation class	II
Frequency (Hz)	50/60
Forward voltage (V)	33
LED current (mA)	300
Driver	Remote included
Dimmable	Yes
Dimming type	Dimmable 1-10V
Dimming interface	Remote Dimmable (Dimmer Not Included)
Emergency type	No

## Ecodesign and Energy Labelling



Replaceable (LED only) light source by a professional



Replaceable control gear by a professional

## Notes

For 110V PSU versions, please consult with the front office. Installation frame not necessary. Diffusing lens included.