

Easy Kap Ø 80 Wall-Washer - Dim-To-Warm

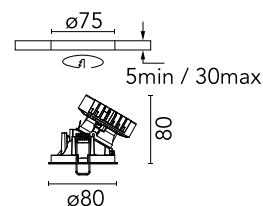
Designed by FLOS Architectural



Recessed luminaire with LED light source. 220-240V & dimmable 1-10V power supply included.

Are you a professional and your project needs consulting and support?

BOOK AN APPOINTMENT



Main specifications

Mounting	Ceiling recessed
Environments	Indoor dry location
Light Source Type	LED
LED type	LED array
Lamp category	LED
Ilcos	No
Bulb finish	Clear
Number of heads	1
Power (W)	13
System power (W)	13
Source flux (lm)	1022.63
System flux (lm)	682
Efficacy (lm/W)	52

Physical

Colour	Black
Trim	Yes
Orientation	Fixed
Recessed depth (mm)	81
Spot diameter (mm)	80
Net weight (kg)	0.24
IP internal	20
IP external	54

Download

Mounting instructions [Download PDF](#)

Photometric Files

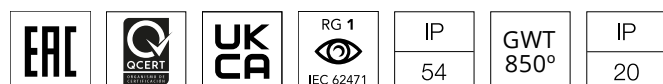
LDT / IES [Download ZIP](#)

Technical Drawings


2D [Download ZIP](#)

3D [Download ZIP](#)

[Bim](#) [Download ZIP](#)



Schematic light drawing



Ecodesign and Energy Labelling

Replaceable (LED only)
light source by a
professional

Replaceable control
gear by a professional

Photometric

Lighting type	Indirect, Direct
Light distribution	Asymmetric
CCT (K)	2850-1800
CRI>	95
McAdam steps (SDCM)	3
LED Life / Failure Ratio	L80B50
Beam angle C0-180 (°)	28
Beam angle C90-270 (°)	27
UGR _L	20

Electrical

Insulation class	II
Frequency (Hz)	50/60
Forward voltage (V)	33
LED current (mA)	300
Driver	Remote included
Dimmable	Yes
Dimming type	Dimmable 1-10V
Dimming interface	Remote Dimmable (Dimmer Not Included)
Emergency type	No

Notes

For 110V PSU versions, please consult with the front office. Installation frame not necessary. Diffusing lens included.