

# FLOS

03.4172.B1.LE White

## Easy Kap Ø 80 Adjustable Optic Flood - Dim-To-Warm

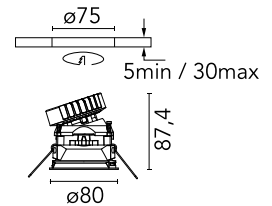
Designed by FLOS Architectural



Recessed luminaire with LED light source. 220-240V & dimmable 1-10V power supply included.

Are you a professional and your project needs consulting and support?

[BOOK AN APPOINTMENT](#)




### Main specifications


Mounting	Ceiling recessed
Environments	Indoor dry location
Light source type	LED
Light sources included	Yes
LED type	LED array
Lamp category	LED
Number of lamps	1
Power (W)	9.9
System power (W)	13
Source flux (lm)	1022
Lumen Output (lm)	707
Efficacy (lm/W)	54

### Physical

Colour	White
Trim	Yes
Orientation	Adjustable
Rotation (°)	360
Longitudinal tilting (°)	20
Transversal tilting (°)	20
Recessed depth (mm)	91
Spot diameter (mm)	80
Length (mm)	80
Net weight (kg)	0.24
Package height (mm)	157
Package width (mm)	210
Package length (mm)	135
IP internal	20
IP external	54

### Download

[Mounting instructions](#)  PDF

[Item information](#)  JPG

### Photometric Files

[LDT / IES](#)  ZIP

### Technical Drawings

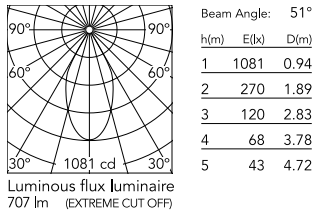
[2D](#)  ZIP

[3D](#)  ZIP

[Bim](#)  ZIP



## Schematic light drawing



## Photometric

Lighting type	Direct
Light distribution	Symmetric
CCT (K)	2850-1800
CRI>	95
McAdam steps (SDCM)	3
LED Life / Failure Ratio	L80B50 > 50.000h (Tc=85°C)
Beam angle C0-180 (°)	51
Beam angle C90-270 (°)	51
UGR <sub>L</sub>	<19

## Electrical

Insulation class	II
Frequency (Hz)	50/60
Main voltage (Vac)	220-240
Forward voltage (V)	33
LED current (mA)	300
Power supply	Remote included
Dimmable	Yes
Power supply type	Dimmable 1-10V
Dimming interface	Remote Dimmable (Dimmer Not Included)

## Ecodesign and Energy Labelling



## Notes

For 110V PSU versions, please consult with the front office. Installation frame not necessary. Diffusing lens included.