

# FLOS

05.7212.GL Gold

## Easy Kap Ø 50 Adjustable Optic Flood

Designed by FLOS Architectural, 2019

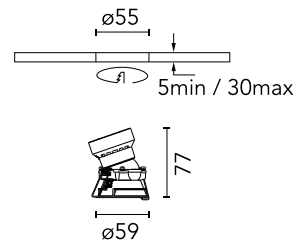
LED - LED array - 7.3W - 476lm - 2700K - CRI> 90 - Beam° 49



Recessed luminaire with LED light source. Power supply not included. Installation frame not necessary.

Are you a professional and your project needs consulting and support?

[BOOK AN APPOINTMENT](#)




### Main specifications

Mounting	Ceiling recessed
Environments	Indoor dry location
Light Source Type	LED
LED type	LED array
Lamp category	LED
Ilcos	No
Bulb finish	Clear
Number of heads	1
Power (W)	7.3
System power (W)	8.6
Source flux (lm)	670
System flux (lm)	476
Efficacy (lm/W)	55

### Physical

Colour	Gold
Trim	Yes
Orientation	Adjustable
Rotation (°)	360
Longitudinal tilting (°)	20
Transversal tilting (°)	20
Recessed depth (mm)	91
Spot diameter (mm)	59
Net weight (kg)	0.16
Package height (mm)	9
Package width (mm)	10.5
Package length (mm)	14
IP internal	20
IP external	54

### Download

[Mounting instructions](#)  PDF

### Photometric Files

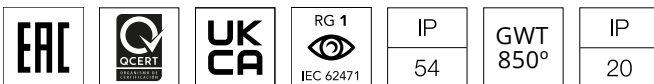
[LDT / IES](#)  ZIP

### Technical Drawings

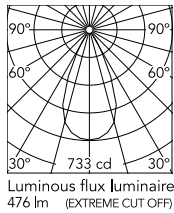
[2D](#)  ZIP

[3D](#)  ZIP

[Bim](#)  ZIP



## Schematic light drawing



h(m)	E(lx)	D(m)
1	733	0.90
2	183	1.81
3	81	2.71
4	46	3.61
5	29	4.52

## Photometric

Lighting type	Direct
Light distribution	Symmetric
CCT (K)	2700
CRI>	90
McAdam steps (SDCM)	3
LED Life / Failure Ratio	L80B50>50.000h (Tc=85°C)
Beam angle C0-180 (°)	49
Beam angle C90-270 (°)	49
UGR <sub>L</sub>	15

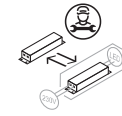
## Electrical

Insulation class	III
Frequency (Hz)	0
Forward voltage (V)	35.9
LED current (mA)	200
Driver	Remote excluded
Dimmable	Yes
Dimming type	Non Dimmable, Dimmable DALI 2, Dimmable 0-10V, Dimmable Casambi, Dimmable 1-10V, Dimmable DALI 1, Mains Cut Dimming
Emergency type	No

## Ecodesign and Energy Labelling



Replaceable (LED only) light source by a professional



Replaceable control gear by a professional

## Accessories & Power Supply



REQUIRED  
Control interface

Electrical

60.9392

Casambi controller. Requires 1-10V or Dali driver. It must be ordered separately



REQUIRED  
Power supply

Electrical

60.9160

Non dimmable continuous current power supply of 220/240V - 50/60Hz with power current selected through adjustable with switch 200 mA - 8,5W / 250mA - 11W / 300 mA - 13W / 350 mA - 15W / 400 mA - 17,5W / 450 mA - 19,5W / 500 mA - 22W



REQUIRED  
Power supply

Electrical

60.9483

Continuous current power supply, 0-10V dimmable, 220/240V - 50/60Hz, 200mA - 20W



REQUIRED  
Power supply

Electrical

60.9604

Continuous current power supply, dimmable DALI 2, 220/240V - 50/60Hz, 200mA - 20W



REQUIRED  
Power supply

Electrical

60.9421

Continuous current power supply  
of 7,2-24W, 220/240V - 50/60Hz  
with power current selected  
through adjustable 150 mA -  
7,2W /200 mA - 9,5W /250 mA -  
12W /300 mA -14,5W /350 mA  
-17W/400 mA - 19,5W /450 mA  
-21,5W /500 mA - 24W switch.  
Mains or push dimm...