

FLOS

05.7627.B1A White

Easy Kap Ø30 Fixed Set of 4 spots

Designed by FLOS Architectural, 2023

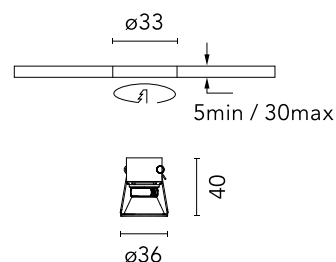
LED - Power LED - 4 x 3W - 4 x 203lm - 3000K - CRI> 90 - Beam° 34



Recessed luminaire with LED light source. Power supply not included. Installation frame not required.

Are you a professional and your project needs consulting and support?

[BOOK AN APPOINTMENT](#)



Main specifications

Mounting	Ceiling recessed
Light source type	LED
Light sources included	Yes
LED type	Power LED
Lamp category	LED
Number of lamps	4
Power (W)	3
System power (W)	4.7
Source flux (lm)	229
Lumen Output (lm)	203

Physical

Colour	White
Trim	Yes
Orientation	Fixed
Recessed depth (mm)	54
Length (mm)	37
Net weight (kg)	0.14
Package height (mm)	60
Package width (mm)	210
Package length (mm)	130
IP internal	20
IP external	54


Download

[Mounting instructions](#)

[PDF](#)

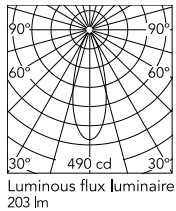
Ecodesign and Energy Labelling

 Replaceable (LED only) light source by a professional

 Replaceable control gear by a professional



Schematic light drawing



Beam Angle: 34°

h(m)	E(lx)	D(m)
1	490	0.62
2	122	1.23
3	54	1.85
4	31	2.47
5	20	3.09

Photometric

Lighting type	Direct
Light distribution	Symmetric
CCT (K)	3000
CRI>	90
McAdam steps (SDCM)	3
Rf fidelity index	95
Rg gamut index	104
LED Life / Failure Ratio	L90B50>51.000h_Tc85°C
Beam angle C0-180 (°)	34
Beam angle C90-270 (°)	34
Extreme cut off	No
UGR _L	<19

Electrical

Insulation class	III
Forward voltage (V)	3.3
LED current (mA)	900
Power supply	Remote excluded
Power supply type	Non Dimmable, Dimmable DALI 2, Dimmable 1-10V, Mains Cut Dimming
Dimming interface	Remote Dimmable (Dimmer Not Included)

h=55/65** min

⚠ A: Driver pass-through

Recommended power supply

		Serial Con.	⚠
Non Dimmable 220-240V 700mA	60.9988	1	A
Non Dimmable 220-240V 900mA	60.9958	1 - 11	B
Dali 2 220-240V 900mA	60.9602	1 - 5	B
Dali 2 220-240V 900mA	60.9957	3 - 11	B
1-10V 220-240V 900mA	60.9414	1 - 5	B
1-10V 110-127 / 220-240 900mA	60.9208	2 - 5	B
Casambi 220-240V 900mA	06.1974.00	1 - 5	B
Mains Dimming 220-240V 900mA	60.9467	2 - 7	B
Mains Dimming 220-240V 900mA	60.9692	4 - 9	B

** Minimum embedding height 65mm only for 30mm ceiling thickness

h=55 min

⚠ B: Register for service operation is required

POWER SUPPLY

Accessories & Power Supply



REQUIRED
Power supply

Electrical

60.9414

Continuous current power supply of 20W, dimmable 0-10V, 220/240V - 50/60Hz



REQUIRED
Power supply

Electrical

60.9602

'Continuous current power supply of 20W, dimmable DALI 2, 220/240V - 50/60Hz with power current 900 mA



REQUIRED
Power supply

Electrical

60.9208

Continuous current power supply of 13-20W - Dim 1-10V&Push - 110/240V - 50/60Hz with power current selected through adjustable



REQUIRED
Power supply

Electrical

06.1974.00

Power Supply & Casambi Controller 220-240V 900mA



REQUIRED
Power supply

Electrical

60.9692

30W, 220-240V - 50/60Hz
Constant current power supply, with dip-switch programmable power supply current.



REQUIRED
Power supply

Electrical

60.9988

Power Supply Non Dimmable 3W 220-240V 700mA



REQUIRED
Power supply

Electrical

60.9958

Power Supply Non Dimmable 0,38-36W 220-240V 900mA



REQUIRED
Power supply

Electrical

60.9957

Power Supply Dimmable Dali 2 220-240V 900mA



REQUIRED
Power supply

Electrical

60.9467

Mains dimming 20W Constant current power supply, AC phase-cut adjustable, trailing & leading edge dimming, 220/240V - 50/60Hz, with dip-switch programmable power supply current. Output current: 900mA - 20W / 850mA - 20W / 800mA - 20W / 750mA - 20W / 70...