

FLOS

05.7636.74A Black

Easy Kap Ø30 Adjustable Set of 4 spots

Designed by FLOS Architectural, 2023

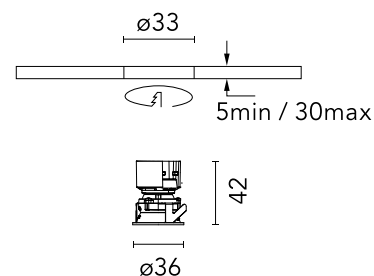
LED - Power LED - 4 x 3W - 4 x 203lm - 3000K - CRI> 90 - Beam° 26



Recessed luminaire with LED light source. Power supply not included. Installation frame not required.

Are you a professional and your project needs consulting and support?

[BOOK AN APPOINTMENT](#)



Main specifications

Mounting	Ceiling recessed
Light source type	LED
Light sources included	Yes
LED type	Power LED
Lamp category	LED
Number of lamps	4
Power (W)	3
System power (W)	4.7
Source flux (lm)	229
Lumen Output (lm)	203

Physical

Colour	Black
Trim	Yes
Orientation	Adjustable
Longitudinal tilting (°)	17
Transversal tilting (°)	17
Recessed depth (mm)	54
Length (mm)	37
Net weight (kg)	0.14
Package height (mm)	60
Package width (mm)	210
Package length (mm)	130
IP internal	20
IP external	54

Download

[Mounting instructions](#)

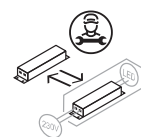
[PDF](#)

Ecodesign and Energy

Labelling



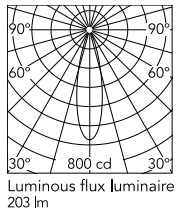
Replaceable (LED only) light source by a professional



Replaceable control gear by a professional



Schematic light drawing



Beam Angle: 26°

h(m)	E(lx)	D(m)
1	800	0.47
2	200	0.93
3	89	1.40
4	50	1.87
5	32	2.34

Photometric

Lighting type	Direct
Light distribution	Symmetric
CCT (K)	3000
CRI>	90
McAdam steps (SDCM)	3
Rf fidelity index	95
Rg gamut index	104
LED Life / Failure Ratio	L90B50>51.000h_Tc85°C
Beam angle C0-180 (°)	26
Beam angle C90-270 (°)	26
Extreme cut off	No
UGR _L	<10

Electrical

Insulation class	III
Forward voltage (V)	3.3
LED current (mA)	900
Power supply	Remote excluded
Power supply type	Non Dimmable, Dimmable DALI 2, Dimmable 1-10V, Mains Cut Dimming
Dimming interface	Remote Dimmable (Dimmer Not Included)

h=55/65** min

⚠ A: Driver pass-through

h=55 min

Recommended power supply

		Serial Con.	⚠
Non Dimmable 220-240V 700mA	60.9988	1	A
Non Dimmable 220-240V 900mA	60.9958	1 - 11	B
Dali 2 220-240V 900mA	60.9602	1 - 5	B
Dali 2 220-240V 900mA	60.9957	3 - 11	B
1-10V 220-240V 900mA	60.9414	1 - 5	B
1-10V 110-127 / 220-240 900mA	60.9208	2 - 5	B
Casambi 220-240V 900mA	06.1974.00	1 - 5	B
Mains Dimming 220-240V 900mA	60.9467	2 - 7	B
Mains Dimming 220-240V 900mA	60.9692	4 - 9	B

** Minimum embedding height 65mm only for 30mm ceiling thickness

Accessories & Power Supply



REQUIRED
Power supply

Electrical

60.9414

Continuous current power supply of 20W, dimmable 0-10V, 220/240V - 50/60Hz



REQUIRED
Power supply

Electrical

60.9602

'Continuous current power supply of 20W, dimmable DALI 2, 220/240V - 50/60Hz with power current 900 mA



REQUIRED
Power supply

Electrical

60.9208

Continuous current power supply of 13-20W - Dim 1-10V&Push - 110/240V - 50/60Hz with power current selected through adjustable



REQUIRED
Power supply

Electrical

06.1974.00

Power Supply & Casambi Controller 220-240V 900mA



REQUIRED
Power supply

Electrical

60.9692

30W, 220-240V - 50/60Hz Constant current power supply, with dip-switch programmable power supply current.



REQUIRED
Power supply

Electrical

60.9988

Power Supply Non Dimmable 3W 220-240V 700mA



REQUIRED
Power supply

Electrical

60.9958

Power Supply Non Dimmable 0,38-36W 220-240V 900mA



REQUIRED
Power supply

Electrical

60.9957

Power Supply Dimmable Dali 2 220-240V 900mA



REQUIRED
Power supply

Electrical

60.9467

Mains dimming 20W Constant current power supply, AC phase-cut adjustable, trailing & leading edge dimming, 220/240V - 50/60Hz, with dip-switch programmable power supply current. Output current: 900mA - 20W / 850mA - 20W / 800mA - 20W / 750mA - 20W / 70...