

FLOS

■ F1584006 Grey

Clessidra 40°+40°

Designed by Antonio Citterio, 2011

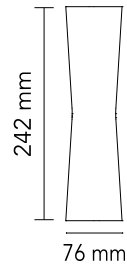


10W - 601lm - 3000K

Diffused direct/indirect-light wall lighting device. Body obtained by means of aluminium pressofusion and diffusers in PMMA. Aluminium wall attachment with cover in PA66. Available in white-painted or chrome-plated for indoor version and dark brown-painted or dark gray-painted for outdoor version. High-efficiency lenses specially designed for the application, non-replaceable. Wide range (100-240Volt) power pack integrated in the body. Level IP55

Are you a professional and your project needs consulting and support?

[BOOK AN APPOINTMENT](#)



Main specifications

EAN	8059607001530
Mounting	Wall
Environment	Indoor Outdoor wet location
Light source type	LED
LED type	LED array
Power (W)	10
System flux (lm)	601

Physical

Colour	Grey
Net weight (kg)	1.1
IP internal	55

Download

[Mounting instructions](#) PDF

[Spare Parts](#) PDF

Photometric Files

[LDT / IES](#) ZIP

[LDT / IES](#) ZIP

Technical Drawings

[2D](#) ZIP

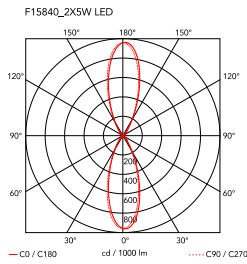
[2D](#) ZIP

[3D](#) ZIP

[3D](#) ZIP



Schematic light drawing



Photometric

Lighting type	Indirect, Direct
Light distribution	Symmetric
CCT (K)	3000

Electrical

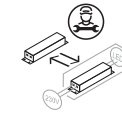
Insulation class	I
Frequency (Hz)	50/60
Main voltage (Vac)	100-240
Driver	Integrated
Dimmable	No
Dimming type	Non Dimmable
Dimming interface	Not Dimmable
Batteries inside	No
Charging min time	No

Ecodesign and Energy Labelling

This product contains a light source of energy efficiency class E



Replaceable (LED only) light source by a professional




Replaceable control gear by a professional

Spare Parts



F1580006

Grey external clessidra lamp body



F1582030

Wall attachment and internal lamp body 40°+40°



RF1580100

Screws and tool kit for clessidra external lamp body