

FLOS

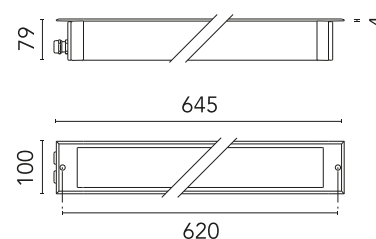
FA948513133 Anthracite

Cielo L 645 NEW

Designed by FLOS Outdoor



LED source included. Integrated power supply 220-240V ON/OFF and dimmable 1-10V or DALI. Adjustment on the vertical axis: max. 12°. The necessary junction box or the structure for plasterboard installation need to be ordered separately. With two M20 cable guides (6ϕ<math>< 12\text{mm}</math> cables) for the connection to the watertight electrical module. Extraclear transparent glass.



Are you a professional and your project needs consulting and support?

BOOK AN APPOINTMENT

Main specifications

Mounting	Ground recessed, Ceiling recessed
Environment	Outdoor wet location
LED type	Power LED
Number of heads	1
Power (W)	13.2
System power (W)	16
Source flux (lm)	1339
System flux (lm)	1074

Physical

Colour	Anthracite
Orientation	Adjustable
Transversal tilting (°)	12
IP internal	66/67

Download

Mounting instructions ZIP

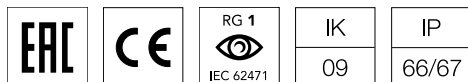
Photometric Files

LDT / IES ZIP

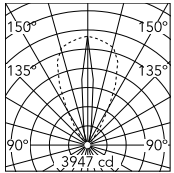
Technical Drawings

2D ZIP

3D ZIP



Schematic light drawing



Beam Angle: 12°

h(m)	E(lx)	D(m)
1	3947	0.22
2	987	0.43
3	439	0.65
4	247	0.87
5	158	1.08

Photometric

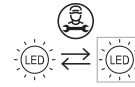
Lighting type	Direct
Light distribution	Asymmetric
CCT (K)	2700
CRI>	80

Electrical

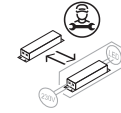
Insulation class	I
Frequency (Hz)	50-60
Main voltage (Vac)	220-240
Driver	Remote included
Dimmable	No
Dimming type	Non Dimmable
Emergency type	No

Ecodesign and Energy Labelling

This product contains a light source of energy efficiency class E



Replaceable (LED only) light source by a professional



Replaceable control gear by a professional

Notes

Please check with your referent person in our Front Office if a code modification is needed to meet the required certification compliance

Accessories & Power Supply




REQUIRED
Accessory

FA71
Box for Installation Cielo L 645
mm



REQUIRED
Accessory

FA81
Frame For Ceiling Recessed
Installation Cielo L 645



OPTIONAL
Accessory

F990E00A000
S.P.D. (SURGE PROTECTION
DEVICE)