


FLOS

 F011E40A037 Burgundy Red

Captain Flint Outdoor B2

Designed by Michael Anastassiades, 2015

699lm - 4000K - CRI> 80 - Beam° 112

Integrated ON/OFF or dimmable 220-240V power supply. For mains connection, the light source is equipped with watertight cable. Box for ground or cobblestone installations requiring concrete plinth is available upon request. 2200K available on request.

Are you a professional and your project needs consulting and support?

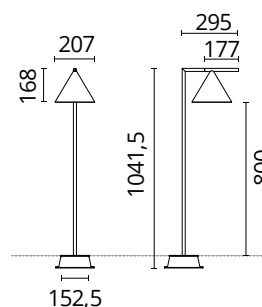
[BOOK AN APPOINTMENT](#)

Main specifications

EAN	8054793216287
Mounting	Ground
Environments	Outdoor wet location
Light source type	LED
Light sources included	Yes
LED type	LED array
Number of lamps	1
System power (W)	9.5
Source flux (lm)	1099
Lumen Output (lm)	699

Physical

Colour	Burgundy Red
Orientation	Adjustable
Transversal tilting (°)	270
Net weight (kg)	2.43
Package height (mm)	460
Package width (mm)	320
Package length (mm)	1070
Package volume (m3)	0.16
IP internal	65



Download

Mounting instructions [ZIP](#)

Photometric Files

LDT / IES [ZIP](#)

Technical Drawings

2D [ZIP](#)

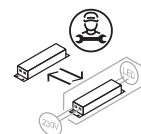
3D [ZIP](#)



Ecodesign and Energy Labelling

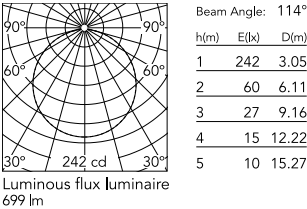


Replaceable (LED only) light source by a professional



Replaceable control gear by a professional

Schematic light drawing



Photometric

Light distribution	Symmetric
CCT (K)	4000
CRI>	80
Beam angle C0-180 (°)	112
Beam angle C90-270 (°)	112

Electrical

Insulation class	II
Frequency (Hz)	50/60
Main voltage (Vac)	220-240
Power supply	Integrated
Dimmable	No
Power supply type	Non Dimmable
Dimming interface	Not Dimmable


Accessories & Power Supply



REQUIRED
Accessory

F018Z000000

Box for ground installation



OPTIONAL
Accessory

F990E00A000

S.P.D. (SURGE PROTECTION
DEVICE)