

FLOS



F1530059 Brushed brass/White marble

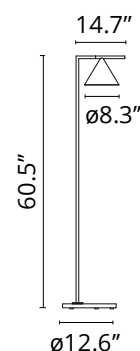
Captain Flint

Designed by Michael Anastassiades, 2015

20W - 554lm - 2700K



Sleek and graceful, Captain Flint is a versatile floor lamp features smart details from head to toe. Designed in 2015 by Michael Anastassiades, this dual purpose floor lamp converts either to a reading or ambient light. Discover the Captain Flint outdoor/indoor version, see here. Lamp Features: At the top, its spinning cone diffuser provides direct light that can be repositioned. On the base of this dimmable floor lamp, it is weighted by a stunning Italian white Carrara or black Marquina marble base which added a feeling of understated luxury. Its stem and cone are available in painted steel or brushed brass. The diffuser is opal photoengraved PC. Its power cord measures 102" long (260 cm) and features an ON-OFF foot dimmer switch. Dimming option: The light of this sleek floor lamp can be adjusted from 10-100%. The plug-in power supply includes with interchangeable plugs. This version is suitable for indoor use only. Inspiration behind the design: There's a duality to this finely balanced piece from designer Michael Anastassiades. "I wanted to design a light that was dual purpose," he says. "It is an up lighter, illuminating the space with ambient lighting, and its rotation also offers a dim companion for reading. There's a notion of balance, with a cone resting delicately on its point on a rotating rod."



Download

Mounting instructions [Download PDF](#)

Mounting instructions [Download PDF](#)

Photometric Files

LDT / IES [Download LDT](#)

Technical Drawings

2D [Download ZIP](#)


3D [Download ZIP](#)

Main specifications

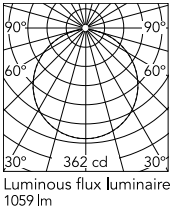
EAN	8059607001448
Mounting	Floor
Environments	Indoor dry location
Light Source Type	LED
Light sources included	Yes
LED type	LED array
Power (W)	20
System flux (lm)	554

Physical

Color	Brushed brass/White marble
Length (in)	12.6
Cord color	Black
Cord length (in)	98.425
Net weight (lb)	18.08
Package volume (in)	13620.55
IP internal	20



Schematic light drawing



Photometric

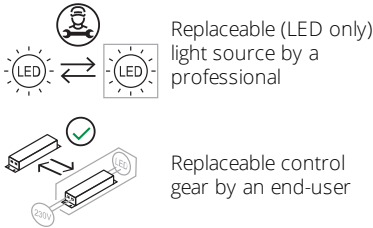
Lighting type	Direct
Light distribution	Roto symmetric
CCT (K)	2700
Extreme cut off	No

Electrical

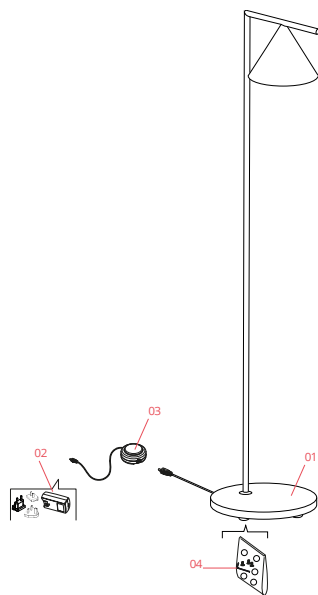
Insulation class	III
Frequency (Hz)	50/60
Main voltage (Vac)	100-240
Driver	Remote included
Dimmable	Yes
Dimming type	Electronic 48V
Dimming interface	Dimmer Integrated
Plug type	Type G, Type A, Type C
Batteries inside	No

Ecodesign and Energy Labelling

This product contains a light source of energy efficiency class D



Spare Parts



- | | | |
|-----|---|-----------|
| 01. | Captain Flint White marble base | F1532009 |
| 02. | Black plug assembly kit & 48V driver | RF6600130 |
| 03. | Captain Flint Switch dimmer 400Ma | RF26382 |
| 04. | Captain Flint Screws with allen key and feet pads | RF1530100 |



F1532009

Captain Flint White marble base



RF6600130

Black plug assembly kit & 48V driver



RF26382

Captain Flint Switch dimmer 400Ma



RF1530100

Captain Flint Screws with allen key and feet pads