

# FLOS

09.8103.DR Anthracite

## Camera 60 Non Dimmable

Designed by Knud Holscher, 2020

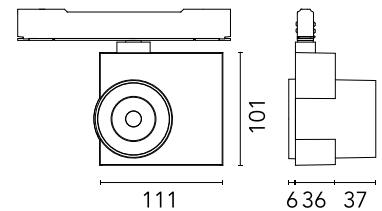


LED - LED array - 20W - 1310lm - 3000K - CRI> 97 - Beam° 34

Spotlight to be installed on 3-phase track with LED light source. 220- 240V, 50-60Hz power supply integrated. To be used with The Tracking Power profiles.

Are you a professional and your project needs consulting and support?

[BOOK AN APPOINTMENT](#)



### Main specifications

Mounting	Track
Environments	Indoor dry location
Light Source Type	LED
LED type	LED array
Lamp category	LED
Bulb finish	Clear
Number of heads	1
Power (W)	20
Source flux (lm)	1585
System flux (lm)	1310
Efficacy (lm/W)	65.5

### Physical

Colour	Anthracite
Trim	No
Orientation	Adjustable
Rotation (°)	360
Longitudinal tilting (°)	90
Spot diameter (mm)	60
Length (mm)	111
Net weight (kg)	0.57
IP internal	20
IP external	20

### Download

Mounting instructions [↓ PDF](#)

### Photometric Files

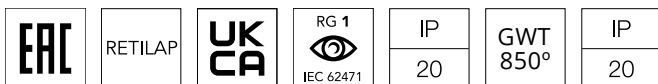
LDT / IES [↓ ZIP](#)

### Technical Drawings

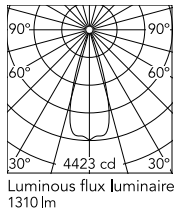
2D [↓ ZIP](#)

3D [↓ ZIP](#)

[↓ ZIP](#) Bim



## Schematic light drawing



Beam Angle: 34°		
h(m)	E(lx)	D(m)
1	4423	0.61
2	1106	1.21
3	491	1.82
4	276	2.42
5	177	3.03

Luminous flux Luminaire  
1310 lm

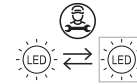
## Photometric

Lighting type	Direct
Light distribution	Symmetric
CCT (K)	3000
CRI>	97
McAdam steps (SDCM)	3
LED Life / Failure Ratio	L70B35 > 50.000h (Tc=85°C)
Beam angle C0-180 (°)	34
Beam angle C90-270 (°)	34
UGR <sub>L</sub>	3

## Electrical

Insulation class	I
Frequency (Hz)	50/60
Main voltage (Vac)	220-240
Driver input voltage (V)	230
Alternating current voltage (Vac)	230
Driver	Integrated
Dimmable	No
Dimming type	Non Dimmable
Dimming range (%)	1-100
Dimming interface	Not Dimmable
Emergency type	No

## Ecodesign and Energy Labelling



Replaceable (LED only) light source by a professional



Replaceable control gear by a professional

## Accessories & Power Supply



OPTIONAL  
Accessory

08.0176.14

Honeycomb