

FLOS

05.3505.DR.NI Matte Anthracite

C1 Double Spot Surface Small Ø 35 Phase Cut

Designed by FLOS Architectural, 2024

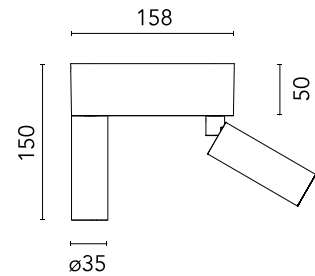


2 x 382lm - 3000K - CRI> 90 - Beam° 15

Adjustable luminaire with LED for indoor use, suitable for ceiling installation. The body can be extracted from the installation surface for 60° orientation on the vertical axis and 180° on the horizontal axis. Integrated Full cut-off optical group and the power supply is included.

Are you a professional and your project needs consulting and support?

[BOOK AN APPOINTMENT](#)



Main specifications

| | |
|------------------|-----------------|
| Mounting | Ceiling surface |
| LED type | Power LED |
| Number of lamps | 2 |
| System power (W) | 14.5 |
| Source flux (lm) | 540 |
| System flux (lm) | 382 |
| Efficacy (lm/W) | 50 |

Physical

| | |
|--------------------------|------------------|
| Colour | Matte Anthracite |
| Orientation | Adjustable |
| Rotation (°) | 355 |
| Longitudinal tilting (°) | 60 |
| Net weight (kg) | 0.68 |
| IP internal | 20 |

Download

Mounting instructions [↓ PDF](#)

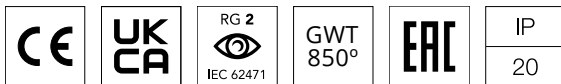
Photometric Files

LDT / IES [↓ ZIP](#)

Technical Drawings

2D [↓ ZIP](#)

3D [↓ ZIP](#)



Ecodesign and Energy Labelling

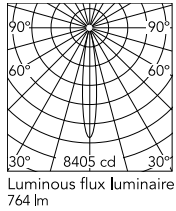


Replaceable (LED only) light source by a professional



Replaceable control gear by a professional

Schematic light drawing



Photometric

| | |
|--------------------------|-----------------------|
| Lighting type | Direct |
| Light distribution | Symmetric |
| CCT (K) | 3000 |
| CRI> | 90 |
| McAdam steps (SDCM) | 3 |
| Rf fidelity index | 95 |
| Rg gamut index | 98 |
| LED Life / Failure Ratio | L90B50>60.000h_Tc85°C |
| Beam angle C0-180 (°) | 15 |
| Beam angle C90-270 (°) | 15 |
| Extreme cut off | No |
| UGR _L | <10 |

Electrical

| | |
|---------------------|---------------------------------------|
| Insulation class | I |
| Frequency (Hz) | 50/60 |
| Main voltage (Vac) | 230 |
| Forward voltage (V) | 24 |
| LED current (mA) | 500 |
| Power supply | Integrated |
| Dimmable | Yes |
| Power supply type | Mains Cut Dimming |
| Dimming interface | Remote Dimmable (Dimmer Not Included) |
| Batteries inside | No |