

# FLOS

05.3506.DR.DA Matte Anthracite

## C1 Double Spot Surface Small Ø 35 Dali

Designed by FLOS Architectural, 2024

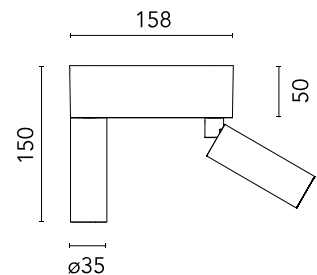


2 x 374lm - 3000K - CRI> 90 - Beam° 18

Adjustable luminaire with LED for indoor use, suitable for ceiling installation. The body can be extracted from the installation surface for 60° orientation on the vertical axis and 180° on the horizontal axis. Integrated Full cut-off optical group and the power supply is included.

Are you a professional and your project needs consulting and support?

[BOOK AN APPOINTMENT](#)




### Main specifications

Mounting	Ceiling surface
LED type	Power LED
Number of lamps	2
System power (W)	14.5
Source flux (lm)	540
System flux (lm)	374
Efficacy (lm/W)	51

### Physical

Colour	Matte Anthracite
Orientation	Adjustable
Rotation (°)	355
Longitudinal tilting (°)	60
Net weight (kg)	0.68
IP internal	20

### Download

[Mounting instructions](#)  PDF

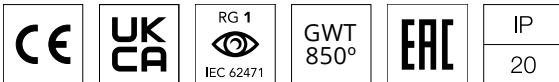
### Photometric Files

[LDT / IES](#)  ZIP

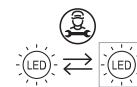
### Technical Drawings

[2D](#)  ZIP

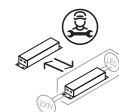
[3D](#)  ZIP



### Ecodesign and Energy Labelling

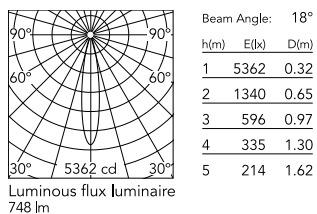


Replaceable (LED only) light source by a professional



Replaceable control gear by a professional

## Schematic light drawing



### Photometric

Lighting type	Direct
Light distribution	Symmetric
CCT (K)	3000
CRI>	90
McAdam steps (SDCM)	3
Rf fidelity index	95
Rg gamut index	98
LED Life / Failure Ratio	L90B50>60.000h_Tc85°C
Beam angle C0-180 (°)	18
Beam angle C90-270 (°)	18
Extreme cut off	No
UGR <sub>L</sub>	<10

### Electrical

Insulation class	I
Frequency (Hz)	50/60
Main voltage (Vac)	230
Forward voltage (V)	24
LED current (mA)	500
Power supply	Integrated
Dimmable	Yes
Power supply type	Dimmable DALI 2
Dimming interface	Remote Dimmable (Dimmer Not Included)
Batteries inside	No