

Bellhop Bollard H 380 mm Non Dimmable

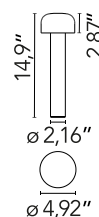
Designed by Edward Barber and Jay Osgerby, 2018



100-240V power supply included. Ready for installation on solid surface. Each luminaire is equipped with 200 mm cable for connection inside the luminaire body. Recommended connection with a 2 way terminal block 4 poles IP68 H2O Stop, to be ordered separately.

Are you a professional and your project needs consulting and support?

BOOK AN APPOINTMENT



Main specifications

| | |
|------------------------|----------------------|
| EAN | 8054793184975 |
| Mounting | Ground |
| Environments | Outdoor wet location |
| Light Source Type | LED |
| Light sources included | Yes |
| LED type | Power LED |
| Number of lamps | 1 |
| System power (W) | 8 |
| System flux (lm) | 551 |

Physical

| | |
|---------------------|------------|
| Color | Anthracite |
| Orientation | Fixed |
| Net weight (lb) | 2.38 |
| Package height (in) | 20.28 |
| Package width (in) | 6.5 |
| Package length (in) | 6.5 |
| Package volume (in) | 855.62 |
| IP internal | 65 |

Download

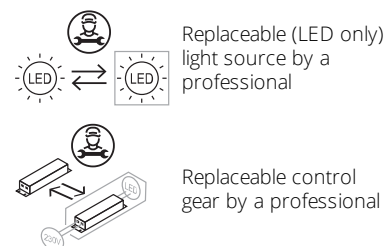
Family spec sheet [ZIP](#)
Mounting instructions [ZIP](#)

Photometric Files

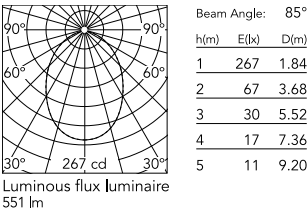
LDT / IES [ZIP](#)

Ecodesign and Energy Labelling

This product contains a light source of energy efficiency class D



Schematic light drawing



Photometric

| | |
|------------------------|-----------|
| Light distribution | Symmetric |
| CCT (K) | 2700 |
| CRI> | 80 |
| Beam angle C0-180 (°) | 85 |
| Beam angle C90-270 (°) | 85 |
| Extreme cut off | No |

Electrical

| | |
|--------------------|--------------|
| Insulation class | I |
| Frequency (Hz) | 50/60 |
| Main voltage (Vac) | 100-240 |
| Driver | Integrated |
| Dimmable | No |
| Dimming interface | Not Dimmable |
| Emergency type | No |

Notes

During the installation and the maintenance of the fixtures it is important to be careful and avoid damages on the paint coating. Damages on the coating exposed to outdoor conditions or water, could cause corrosion. Chemical substances affect the anticorrosion covering protection. For LED fixtures, there is evidence that most of the damages are connected to electrical effects related to the insulations, which cause destructive electrical discharges. These effects are frequently caused by:

- over voltage coming from the mains' network where fixture is connected.
- electrostatic discharge (ESD) coming from the environment.

The use of a protective device against the overvoltage on the electrical installation is warmly suggest this helps to reduce the intensity of some of these phenomenon and prevent irreversible damages. The selection of the type of device to be used must be adjust on the electrical plant.

Accessories & Power Supply



OPTIONAL
Accessory

F003Z010000

Base plate with bolt