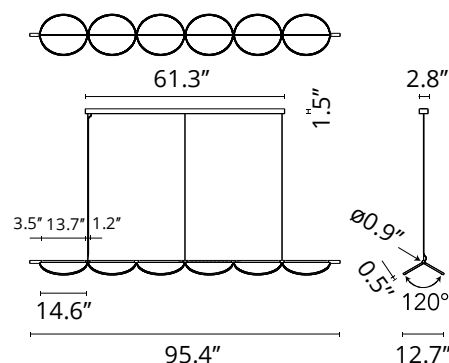


Almendra Linear Suspension 6

Designed by Patricia Urquiola, 2022

95W - 2742lm - 2700K - CRI> 95

Suspension lamp with diffused light emission available in linear and organic compositions. Tubular structure made of aluminium and CNC aluminium terminals with matte or metallized finish. Edge Lighting technology integrated. Light units can be turned by steps of 60° within the structure in order to change the direction of the light emitted. Metal rosette with matte white finish. The integrated electronics in the ceiling rose allow the use of different dimming systems: 1-10V, DALI, push-dim or potentiometer. Useful length of the cable 3 mt. The product has been designed according to the ISCC standards and it is assembled with total absence of glued components so that it can be completely separated for future recyclability.



Are you a professional and your project needs consulting and support?

[BOOK AN APPOINTMENT](#)

Main specifications

Mounting	Suspension
Environments	Indoor dry location
Light Source Type	LED
Light sources included	Yes
LED type	Edge Lighting
Power (W)	95
System flux (lm)	2742

Physical

Color	Nude
Length (in)	95.39
Cord color	Clear
Cord length (in)	90.551
Canopy color	White
Canopy length/diameter (in)	61.299
Canopy width (in)	3.937
Canopy height (in)	1.732
Net weight (lb)	34.35
Package volume (in)	18907.06
IP internal	20

Download

Mounting instructions [↓ PDF](#)

Photometric Files

LDT / IES [↓ LDT](#)



Photometric

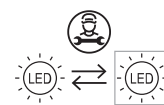
Lighting type	Direct
Light distribution	Symmetric
CCT (K)	2700
CRI>	95

Electrical

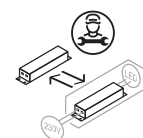
Insulation class	I
Frequency (Hz)	50/60
Main voltage (Vac)	120
Driver	Integrated
Dimmable	Yes
Dimming type	Dimmable
Dimming interface	Remote Dimmable (Dimmer Not Included)
Batteries inside	No

Ecodesign and Energy Labelling

This product contains a light source of energy efficiency class E

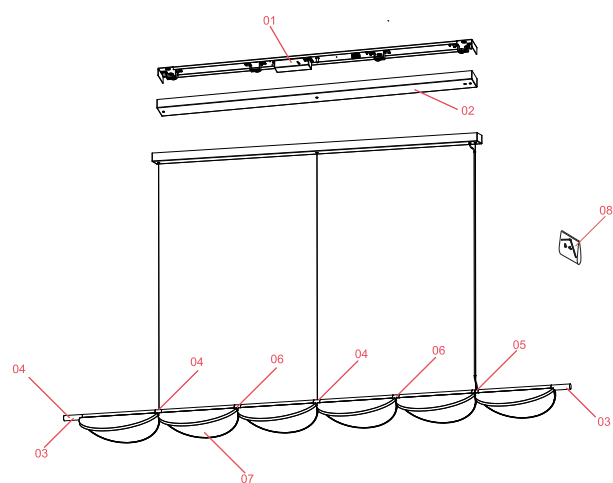


Replaceable (LED only) light source by a professional



Replaceable control gear by a professional


Spare Parts



04.	Terminal Joint L90 Almendra Nude	RF32775
05.	Assembly Almendra Suspension Wiring & Connections Nude	RF32532
06.	Assembly Almendra Suspension Central Feed Nude	RF32523
07.	Assembly Almendra Suspension Wiring Nude	RF32571
08.	Almendra Suspension Nude body assembly	RF32516
09.	Kit with screws and allen key	RF3160100



RF32775
Terminal Joint L90 Almendra
Nude



RF32532
Assembly Almendra Suspension
Wiring & Connections Nude



RF32523
Assembly Almendra Suspension
Central Feed Nude



RF32571
Assembly Almendra Suspension
Wiring Nude



RF32516
Almendra Suspension Nude body
assembly



RF3160100
Kit with screws and allen key