

FLOS

05.6380.14.DA Black

Workmates Suspension Up&Down Tunable White High Efficiency

Designed by FLOS Architectural, 2023

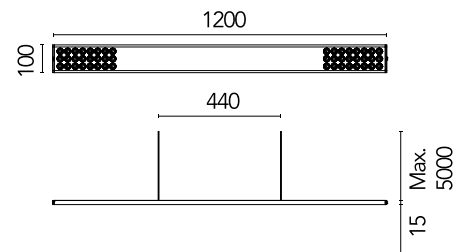


LED - Top LED - 49W - 5876lm - 3000K - CRI> 90 - Beam° 73

Suspension luminaire. Up&Down emission, with greater light flux amounts in the upper part. High efficiency Down light source. Tunable White variable CCT Up light source. Driver not included (accessory kit for remote or surface driver). Adjustable suspension height. Mechanical union module available for modular lines for various units. UGR<19. EN12464 - cd/m² @ 65°<3000 compliant. Casambi, maximum distance between fixtures: 50m.

Are you a professional and your project needs consulting and support?

[BOOK AN APPOINTMENT](#)



Main specifications

Mounting	Suspension
Environments	Indoor dry location
Light source type	LED
Light sources included	Yes
LED type	Top LED
Lamp category	LED
Number of lamps	1
Power (W)	49
System power (W)	52
Source flux (lm)	7449
Lumen Output (lm)	5876

Physical

Colour	Black
Cord colour	Black
Cord length (mm)	5000
Net weight (kg)	2.09
IP internal	20

Download

Mounting instructions [↓ PDF](#)

Photometric Files

LDT / IES [↓ ZIP](#)

Technical Drawings


2D [↓ ZIP](#)

3D [↓ ZIP](#)

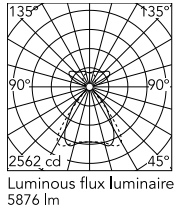


Ecodesign and Energy Labelling

 Replaceable (LED only) light source by a professional

 Replaceable control gear by a professional

Schematic light drawing



Beam Angle: - 75°

h(m)	E(lx)	D(m)
1	2162	1.48
2	540	2.95
3	240	4.43
4	135	5.91
5	86	7.39

Luminous flux luminaire
5876 lm

Photometric

Lighting type	Total
Light distribution	Symmetric
CCT (K)	3000
CRI>	90
McAdam steps (SDCM)	3
Rf fidelity index	89
Rg gamut index	103
LED Life / Failure Ratio	L80B50>60.000h_Tc85°C
Beam angle C0-180 (°)	73
Beam angle C90-270 (°)	75
Extreme cut off	Yes
UGR _L	<16

Electrical

Forward voltage (V)	48
LED current (mA)	700
Power supply	Remote
Dimmable	Yes
Power supply type	Non Dimmable, Dimmable DALI 2
Batteries inside	No

Accessories & Power Supply



REQUIRED
Power supply

Installation

08.0905.AP

Remote Power Supply Kit for
Workmates Suspension
Up&Down Tunable White -
Dimmable Dali



REQUIRED
Power supply

Installation

08.0905.14

Remote Power Supply Kit for
Workmates Suspension
Up&Down Tunable White -
Dimmable Dali



REQUIRED
Power supply

Installation

08.0905.40

Remote Power Supply Kit for
Workmates Suspension
Up&Down Tunable White -
Dimmable Dali



REQUIRED
Power supply

Electrical

08.0915.AP

Surface Power Supply Kit for
Workmates Suspension
Up&Down Tunable White -
Casambi & Dimmable Dali



REQUIRED
Power supply

Electrical

08.0915.14

Surface Power Supply Kit for
Workmates Suspension
Up&Down Tunable White -
Casambi & Dimmable Dali



REQUIRED
Power supply

Electrical

08.0915.40

Surface Power Supply Kit for
Workmates Suspension
Up&Down Tunable White -
Casambi & Dimmable Dali



REQUIRED
Power supply

08.0925.AP

Recessed Power Supply Kit for
Workmates Suspension
Up&Down Tunable White -
Casambi & Dimmable Dali



REQUIRED
Power supply

08.0925.14

Recessed Power Supply Kit for
Workmates Suspension
Up&Down Tunable White -
Casambi & Dimmable Dali



REQUIRED
Power supply

08.0925.40

Recessed Power Supply Kit for
Workmates Suspension
Up&Down Tunable White -
Casambi & Dimmable Dali



OPTIONAL
Accessory

Installation

06.0436.14

Interconnection Accessory