

# FLOS

05.5880.40.DA White

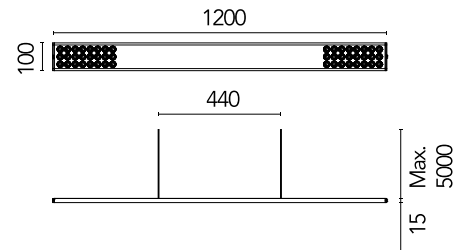
## Workmates Suspension Up&Down High Efficiency Dali

Designed by FLOS Architectural, 2023



49W - 5966lm - 3000K - CRI> 90 - Beam° 66

Suspension luminaire. Up&Down emission. High-efficiency light source. Driver not included (accessory kit for remote or surface driver). For Non Dimming models, you can configure the Up&Down luminous flux in 70/30 and 40/60 ratios (select the accessory kit for the driver concerned). Adjustable suspension height. Mechanical union module available for modular lines for various units. UGR<19. EN12464 - cd/m<sup>2</sup> @ 65°<3000 compliant. Casambi, maximum distance between fixtures: 50m.



Are you a professional and your project needs consulting and support?

[BOOK AN APPOINTMENT](#)

### Main specifications

Environments	Indoor dry location
Light source type	LED
Light sources included	yes
LED type	Top LED
Number of lamps	1
Power (W)	49
Source flux (lm)	7449
Lumen Output (lm)	5966

### Physical

Colour	White
Cord colour	White
Net weight (kg)	2.09
IP internal	20

### Download

Mounting instructions [↓ PDF](#)

### Photometric Files

LDT / IES [↓ ZIP](#)


### Technical Drawings


2D [↓ ZIP](#)

3D [↓ ZIP](#)

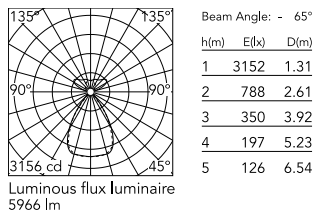


### Ecodesign and Energy Labelling

 Replaceable (LED only) light source by a professional

 Replaceable control gear by a professional

## Schematic light drawing



### Photometric

Lighting type	Total
Light distribution	Symmetric
CCT (K)	3000
CRI>	90
Rf fidelity index	89
Rg gamut index	103
LED Life / Failure Ratio	L80B50>60.000h_Tc85°C
Beam angle C0-180 (°)	66
Beam angle C90-270 (°)	65
Extreme cut off	Yes
UGR <sub>L</sub>	<16

### Electrical

Main voltage (Vac)	220-240
Power supply	Remote
Dimmable	Yes
Power supply type	Dimmable DALI 2
Dimming interface	Remote Dimmable (Dimmer Not Included)

## Accessories & Power Supply



REQUIRED  
Power supply

Installation

08.0905.AP

Remote Power Supply Kit for  
Workmates Suspension  
Up&Down Tunable White -  
Dimmable Dali



REQUIRED  
Power supply

Installation

08.0905.14

Remote Power Supply Kit for  
Workmates Suspension  
Up&Down Tunable White -  
Dimmable Dali



REQUIRED  
Power supply

Installation

08.0905.40

Remote Power Supply Kit for  
Workmates Suspension  
Up&Down Tunable White -  
Dimmable Dali



REQUIRED  
Power supply

Electrical

08.0915.AP

Surface Power Supply Kit for  
Workmates Suspension  
Up&Down Tunable White -  
Casambi & Dimmable Dali



REQUIRED  
Power supply

Electrical

08.0915.14

Surface Power Supply Kit for  
Workmates Suspension  
Up&Down Tunable White -  
Casambi & Dimmable Dali



REQUIRED  
Power supply

Electrical

08.0915.40

Surface Power Supply Kit for  
Workmates Suspension  
Up&Down Tunable White -  
Casambi & Dimmable Dali



REQUIRED  
Power supply

08.0925.AP

Recessed Power Supply Kit for  
Workmates Suspension  
Up&Down Tunable White -  
Casambi & Dimmable Dali



REQUIRED  
Power supply

08.0925.14

Recessed Power Supply Kit for  
Workmates Suspension  
Up&Down Tunable White -  
Casambi & Dimmable Dali



**REQUIRED**  
Power supply

08.0925.40

Recessed Power Supply Kit for  
Workmates Suspension  
Up&Down Tunable White -  
Casambi & Dimmable Dali



**OPTIONAL**  
Accessory

Installation

06.0436.40

Interconnection Accessory