


FLOS

05.5821.AP Anodized Silver

Workmates Suspension Down High Efficiency Non Dimmable

Designed by FLOS Architectural, 2023

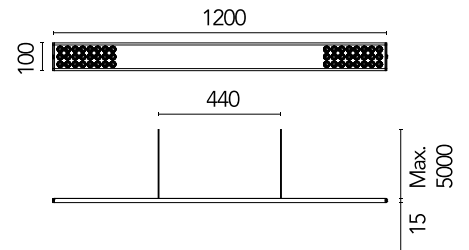


25W - 3292lm - 3500K - CRI> 90 - Beam° 66

Suspension luminaire. Down emission. High-efficiency light source. Driver not included (accessory kit for remote or surface driver). Adjustable suspension height. Mechanical union module available for modular lines for various units. UGR<19. EN12464 - cd/m² @ 65°<3000 compliant. Casambi, maximum distance between fixtures: 50m.

Are you a professional and your project needs consulting and support?

[BOOK AN APPOINTMENT](#)



Main specifications

Mounting	Suspension
Environments	Indoor dry location
Light source type	LED
Light sources included	yes
LED type	Top LED
Number of lamps	1
Power (W)	25
Source flux (lm)	4158
Lumen Output (lm)	3292

Physical

Colour	Anodized Silver
Cord colour	Transparent
Net weight (kg)	1.95
IP internal	20

Download

[Mounting instructions](#) PDF

Photometric Files

[ULD](#) ULD

[LDT / IES](#) ZIP

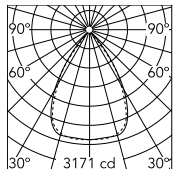
Technical Drawings

[2D](#) ZIP

[3D](#) ZIP



Schematic light drawing



Beam Angle: 66°

h(m)	E(lx)	D(m)
1	3167	1.31
2	792	2.61
3	352	3.92
4	198	5.23
5	127	6.54

Luminous flux luminaire
3292 lm

Photometric


Lighting type	Total
Light distribution	Symmetric
CCT (K)	3500
CRI>	90
Rf fidelity index	89
Rg gamut index	106
LED Life / Failure Ratio	L80B50>60.000h_Tc85°C
Beam angle C0-180 (°)	66
Beam angle C90-270 (°)	65
Extreme cut off	Yes
UGR _L	<16

Electrical

Main voltage (Vac)	220-240
LED current (mA)	700
Power supply	Remote
Dimmable	No
Power supply type	Non Dimmable
Dimming interface	Not Dimmable

Ecodesign and Energy Labelling

This product contains a light source of energy efficiency class **G**



Accessories & Power Supply



REQUIRED
Power supply

Installation

08.0900.14

Remote Power Supply Kit for
Workmates Suspension Down -
Non dimmable



REQUIRED
Power supply

Installation

08.0900.AP

Remote Power Supply Kit for
Workmates Suspension Down -
Non dimmable



REQUIRED
Power supply

Installation

08.0900.40

Remote Power Supply Kit for
Workmates Suspension Down -
Non dimmable



REQUIRED
Power supply

Installation

08.0903.AP

Remote Power Supply Kit for
Workmates Suspension Down -
Dimmable Dali



REQUIRED
Power supply

08.0923.AP

Recessed Power Supply Kit for
Workmates Suspension Down -
Dimmable Dali



REQUIRED
Power supply

Installation

08.0903.14

Remote Power Supply Kit for
Workmates Suspension Down -
Dimmable Dali



REQUIRED
Power supply

Installation

08.0903.40

Remote Power Supply Kit for
Workmates Suspension Down -
Dimmable Dali



REQUIRED
Power supply

08.0923.14

Recessed Power Supply Kit for
Workmates Suspension Down -
Dimmable Dali



REQUIRED
Power supply

08.0923.40

Recessed Power Supply Kit for
Workmates Suspension Down -
Dimmable Dali



REQUIRED
Power supply

Electrical

08.0910.AP

Surface Power Supply Kit for
Workmates Suspension Down -
Non Dimmable



REQUIRED
Power supply

Electrical

08.0910.14

Surface Power Supply Kit for
Workmates Suspension Down -
Non Dimmable



REQUIRED
Power supply

Electrical

08.0910.40

Surface Power Supply Kit for
Workmates Suspension Down -
Non Dimmable



REQUIRED
Power supply

Electrical

08.0913.AP

Surface Power Supply Kit for
Workmates Suspension Down -
Dimmable Dali



REQUIRED
Power supply

Electrical

08.0913.14

Surface Power Supply Kit for
Workmates Suspension Down -
Dimmable Dali



REQUIRED
Power supply

Electrical

08.0913.40

Surface Power Supply Kit for
Workmates Suspension Down -
Dimmable Dali



OPTIONAL
Accessory

Installation

06.0436.AP

Interconnection Accessory