

FLOS

05.5822.40.CB White

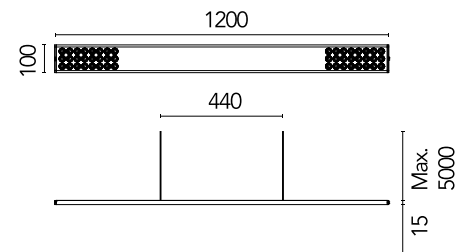
Workmates Suspension Down High Efficiency Casambi

Designed by FLOS Architectural, 2023



26W - 3466lm - 4000K - CRI> 90 - Beam° 66

Suspension luminaire. Down emission. High-efficiency light source. Driver not included (accessory kit for remote or surface driver). Adjustable suspension height. Mechanical union module available for modular lines for various units. UGR<19. EN12464 - cd/m² @ 65°<3000 compliant. Casambi, maximum distance between fixtures: 50m.



Are you a professional and your project needs consulting and support?

[BOOK AN APPOINTMENT](#)


Main specifications

Environments	Indoor dry location
Light source type	LED
Light sources included	yes
LED type	Top LED
Number of lamps	1
Power (W)	26
Source flux (lm)	4384
Lumen Output (lm)	3466

Physical

Colour	White
Cord colour	White
Net weight (kg)	1.86
IP internal	20

Download

[Mounting instructions](#)  PDF

Photometric Files

[LDT / IES](#)  ZIP

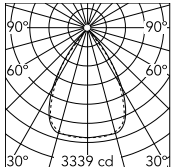
Technical Drawings

[2D](#)  ZIP

[3D](#)  ZIP



Schematic light drawing



Beam Angle: 66°

h(m)	E(lx)	D(m)
1	3334	1.31
2	834	2.61
3	370	3.92
4	208	5.23
5	133	6.54

3339 cd

Luminous flux luminaire
3466 lm

Photometric

Lighting type	Total
Light distribution	Symmetric
CCT (K)	4000
CRI>	90
Rf fidelity index	89
Rg gamut index	98
LED Life / Failure Ratio	L80B50>60.000h_Tc85°C
Beam angle C0-180 (°)	66
Beam angle C90-270 (°)	65
Extreme cut off	Yes
UGR _L	<16

Electrical

Main voltage (Vac)	220-240
LED current (mA)	700
Power supply	Remote
Dimmable	Yes
Power supply type	Dimmable Casambi
Dimming interface	Remote Dimmable (Dimmer Not Included)

Ecodesign and Energy Labelling

This product contains a light source of energy efficiency class G



Accessories & Power Supply



REQUIRED
Power supply

Installation

08.0903.40

Remote Power Supply Kit for
Workmates Suspension Down -
Dimmable Dali



REQUIRED
Power supply

Installation

08.0900.AP

Remote Power Supply Kit for
Workmates Suspension Down -
Non dimmable



REQUIRED
Power supply

Installation

08.0900.14

Remote Power Supply Kit for
Workmates Suspension Down -
Non dimmable



REQUIRED
Power supply

Installation

08.0900.40

Remote Power Supply Kit for
Workmates Suspension Down -
Non dimmable



REQUIRED
Power supply

Installation

08.0903.AP

Remote Power Supply Kit for
Workmates Suspension Down -
Dimmable Dali



REQUIRED
Power supply

Electrical

08.0913.40

Surface Power Supply Kit for
Workmates Suspension Down -
Dimmable Dali



REQUIRED
Power supply

Installation

08.0903.14

Remote Power Supply Kit for
Workmates Suspension Down -
Dimmable Dali



REQUIRED
Power supply

08.0923.40

Recessed Power Supply Kit for
Workmates Suspension Down -
Dimmable Dali



REQUIRED
Power supply

Electrical

08.0910.AP

Surface Power Supply Kit for
Workmates Suspension Down -
Non Dimmable



REQUIRED
Power supply

08.0923.14

Recessed Power Supply Kit for
Workmates Suspension Down -
Dimmable Dali



REQUIRED
Power supply

Electrical

08.0910.14

Surface Power Supply Kit for
Workmates Suspension Down -
Non Dimmable



REQUIRED
Power supply

Electrical

08.0910.40

Surface Power Supply Kit for
Workmates Suspension Down -
Non Dimmable



REQUIRED
Power supply

Electrical

08.0913.AP

Surface Power Supply Kit for
Workmates Suspension Down -
Dimmable Dali



REQUIRED
Power supply

Electrical

08.0913.14

Surface Power Supply Kit for
Workmates Suspension Down -
Dimmable Dali



REQUIRED
Power supply

08.0923.AP

Recessed Power Supply Kit for
Workmates Suspension Down -
Dimmable Dali



OPTIONAL
Accessory

Installation

06.0436.40

Interconnection Accessory