

# FLOS

05.5821.40.C6 All White

## Workmates Suspension Down High Efficiency Casambi

Designed by FLOS Architectural, 2023

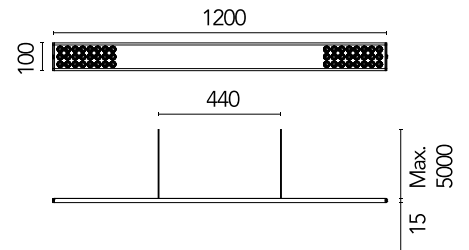


26W - 3498lm - 3500K - CRI> 90 - Beam° 66

Suspension luminaire. Down emission. High-efficiency light source. Driver not included (accessory kit for remote or surface driver). Adjustable suspension height. Mechanical union module available for modular lines for various units. UGR<19. EN12464 - cd/m<sup>2</sup> @ 65°<3000 compliant. Casambi, maximum distance between fixtures: 50m.

Are you a professional and your project needs consulting and support?

[BOOK AN APPOINTMENT](#)




### Main specifications

Environments	Indoor dry location
Light source type	LED
Light sources included	yes
LED type	Top LED
Number of lamps	1
Power (W)	26
Source flux (lm)	4158
Lumen Output (lm)	3498

### Physical

Colour	All White
Cord colour	White
Net weight (kg)	1.86
IP internal	20

### Download

[Mounting instructions](#)  PDF

### Photometric Files

[LDT / IES](#)  ZIP

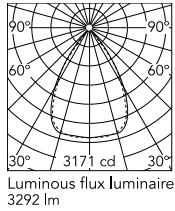
### Technical Drawings

[2D](#)  ZIP

[3D](#)  ZIP



## Schematic light drawing



Beam Angle: 66°

h(m)	E(lx)	D(m)
1	3167	1.31
2	792	2.61
3	352	3.92
4	198	5.23
5	127	6.54

3171 cd

## Photometric

Lighting type	Total
Light distribution	Symmetric
CCT (K)	3500
CRI>	90
Rf fidelity index	89
Rg gamut index	106
LED Life / Failure Ratio	L80B50>60.000h_Tc85°C
Beam angle C0-180 (°)	66
Beam angle C90-270 (°)	65
Extreme cut off	Yes
UGR <sub>L</sub>	<16

## Electrical

Main voltage (Vac)	220-240
LED current (mA)	700
Power supply	Remote
Dimmable	Yes
Power supply type	Dimmable Casambi
Dimming interface	Remote Dimmable (Dimmer Not Included)

## Ecodesign and Energy Labelling

This product contains a light source of energy efficiency class G



## Accessories & Power Supply



REQUIRED  
Power supply

Installation

08.0903.14

Remote Power Supply Kit for  
Workmates Suspension Down -  
Dimmable Dali



REQUIRED  
Power supply

Installation

08.0900.AP

Remote Power Supply Kit for  
Workmates Suspension Down -  
Non dimmable



REQUIRED  
Power supply

08.0923.40

Recessed Power Supply Kit for  
Workmates Suspension Down -  
Dimmable Dali



REQUIRED  
Power supply

Installation

08.0900.14

Remote Power Supply Kit for  
Workmates Suspension Down -  
Non dimmable



REQUIRED  
Power supply

Installation

08.0900.40

Remote Power Supply Kit for  
Workmates Suspension Down -  
Non dimmable



REQUIRED  
Power supply

Installation

08.0903.AP

Remote Power Supply Kit for  
Workmates Suspension Down -  
Dimmable Dali



REQUIRED  
Power supply

Installation

08.0903.40

Remote Power Supply Kit for  
Workmates Suspension Down -  
Dimmable Dali



REQUIRED  
Power supply

Electrical

08.0910.AP

Surface Power Supply Kit for  
Workmates Suspension Down -  
Non Dimmable



REQUIRED  
Power supply  
Electrical

08.0910.14  
Surface Power Supply Kit for  
Workmates Suspension Down -  
Non Dimmable



REQUIRED  
Power supply  
Electrical

08.0910.40  
Surface Power Supply Kit for  
Workmates Suspension Down -  
Non Dimmable



REQUIRED  
Power supply  
Electrical

08.0913.AP  
Surface Power Supply Kit for  
Workmates Suspension Down -  
Dimmable Dali



REQUIRED  
Power supply  
08.0923.14

Recessed Power Supply Kit for  
Workmates Suspension Down -  
Dimmable Dali



REQUIRED  
Power supply  
Electrical

08.0913.40  
Surface Power Supply Kit for  
Workmates Suspension Down -  
Dimmable Dali



REQUIRED  
Power supply  
08.0923.AP

Recessed Power Supply Kit for  
Workmates Suspension Down -  
Dimmable Dali



REQUIRED  
Power supply  
Electrical

08.0913.14  
Surface Power Supply Kit for  
Workmates Suspension Down -  
Dimmable Dali



OPTIONAL  
Accessory  
Installation

06.0436.40  
Interconnection Accessory