

FLOS

05.6327.40.C6 All White

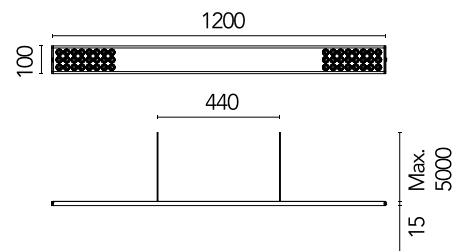
Workmates Suspension Down High Efficiency

Designed by FLOS Architectural, 2023



LED - Top LED - 26W - 3408lm - 4000K - CRI> 90 - Beam° 71

Suspension luminaire. Down emission. High-efficiency light source. Driver not included (accessory kit for remote or surface driver). Adjustable suspension height. Mechanical union module available for modular lines for various units. UGR<19. EN12464 - cd/m² @ 65°<3000 compliant. Casambi, maximum distance between fixtures: 50m.



Are you a professional and your project needs consulting and support?

[BOOK AN APPOINTMENT](#)

Main specifications

| | |
|------------------------|---------------------|
| Mounting | Suspension |
| Environments | Indoor dry location |
| Light source type | LED |
| Light sources included | Yes |
| LED type | Top LED |
| Lamp category | LED |
| Number of lamps | 1 |
| Power (W) | 26 |
| System power (W) | 28 |
| Source flux (lm) | 4384 |
| Lumen Output (lm) | 3408 |

Physical

| | |
|------------------|-----------|
| Colour | All White |
| Cord colour | White |
| Cord length (mm) | 5000 |
| Net weight (kg) | 1.86 |
| IP internal | 20 |

Download

Mounting instructions [↓ PDF](#)

Photometric Files

LDT / IES [↓ ZIP](#)

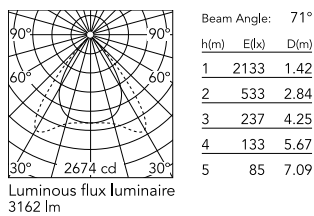
Technical Drawings

2D [↓ ZIP](#)

3D [↓ ZIP](#)



Schematic light drawing



Photometric

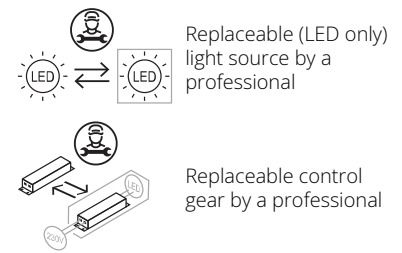
| | |
|--------------------------|-----------------------|
| Lighting type | Total |
| Light distribution | Asymmetric |
| CCT (K) | 4000 |
| CRI> | 90 |
| McAdam steps (SDCM) | 3 |
| Rf fidelity index | 89 |
| Rg gamut index | 98 |
| LED Life / Failure Ratio | L80B50>60.000h_Tc85°C |
| Beam angle C0-180 (°) | 71 |
| Beam angle C90-270 (°) | 81 |
| Extreme cut off | Yes |
| UGR _L | <19 |

Electrical

| | |
|---------------------|------------------|
| Forward voltage (V) | 48 |
| LED current (mA) | 700 |
| Power supply | Remote |
| Dimmable | Yes |
| Power supply type | Dimmable Casambi |
| Batteries inside | No |

Ecodesign and Energy Labelling

This product contains a light source of energy efficiency class G



Accessories & Power Supply



REQUIRED
Power supply

Installation

08.0906.AP

Remote Power Supply Kit for
Workmates Suspension -
Dimmable Casambi



REQUIRED
Power supply

Installation

08.0906.14

Remote Power Supply Kit for
Workmates Suspension -
Dimmable Casambi



REQUIRED
Power supply

Installation

08.0906.40

Remote Power Supply Kit for
Workmates Suspension -
Dimmable Casambi



REQUIRED
Power supply

Electrical

08.0915.AP

Surface Power Supply Kit for
Workmates Suspension
Up&Down Tunable White -
Casambi & Dimmable Dali



REQUIRED
Power supply

Electrical

08.0915.14

Surface Power Supply Kit for
Workmates Suspension
Up&Down Tunable White -
Casambi & Dimmable Dali



REQUIRED
Power supply

Electrical

08.0915.40

Surface Power Supply Kit for
Workmates Suspension
Up&Down Tunable White -
Casambi & Dimmable Dali



REQUIRED
Power supply

08.0925.AP

Recessed Power Supply Kit for
Workmates Suspension
Up&Down Tunable White -
Casambi & Dimmable Dali



REQUIRED
Power supply

08.0925.14

Recessed Power Supply Kit for
Workmates Suspension
Up&Down Tunable White -
Casambi & Dimmable Dali



REQUIRED
Power supply

08.0925.40

Recessed Power Supply Kit for
Workmates Suspension
Up&Down Tunable White -
Casambi & Dimmable Dali



OPTIONAL
Accessory

Installation

06.0436.40

Interconnection Accessory