

# FLOS

05.6325.40.C6 All White

## Workmates Suspension Down High Efficiency

Designed by FLOS Architectural, 2023

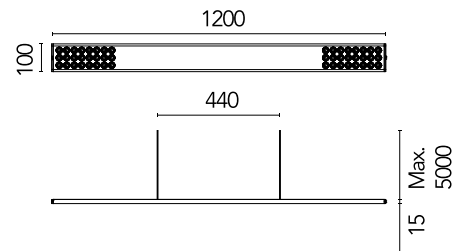


LED - Top LED - 26W - 3216lm - 3000K - CRI> 90 - Beam° 71

Suspension luminaire. Down emission. High-efficiency light source. Driver not included (accessory kit for remote or surface driver). Adjustable suspension height. Mechanical union module available for modular lines for various units. UGR<19. EN12464 - cd/m<sup>2</sup> @ 65°<3000 compliant. Casambi, maximum distance between fixtures: 50m.

Are you a professional and your project needs consulting and support?

[BOOK AN APPOINTMENT](#)



### Main specifications

|                        |                     |
|------------------------|---------------------|
| Mounting               | Suspension          |
| Environments           | Indoor dry location |
| Light source type      | LED                 |
| Light sources included | Yes                 |
| LED type               | Top LED             |
| Lamp category          | LED                 |
| Number of lamps        | 1                   |
| Power (W)              | 26                  |
| System power (W)       | 28                  |
| Source flux (lm)       | 4138                |
| Lumen Output (lm)      | 3216                |

### Physical

|                  |           |
|------------------|-----------|
| Colour           | All White |
| Cord colour      | White     |
| Cord length (mm) | 5000      |
| Net weight (kg)  | 1.86      |
| IP internal      | 20        |

### Download

Mounting instructions [↓ PDF](#)

### Photometric Files

LDT / IES [↓ ZIP](#)

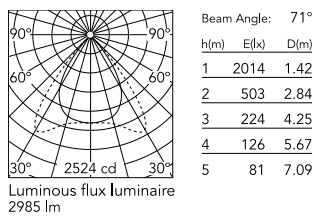
### Technical Drawings

2D [↓ ZIP](#)

3D [↓ ZIP](#)



## Schematic light drawing



## Photometric

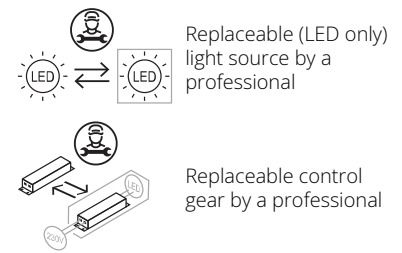
|                          |                       |
|--------------------------|-----------------------|
| Lighting type            | Total                 |
| Light distribution       | Asymmetric            |
| CCT (K)                  | 3000                  |
| CRI>                     | 90                    |
| McAdam steps (SDCM)      | 3                     |
| Rf fidelity index        | 89                    |
| Rg gamut index           | 103                   |
| LED Life / Failure Ratio | L80B50>60.000h_Tc85°C |
| Beam angle C0-180 (°)    | 71                    |
| Beam angle C90-270 (°)   | 81                    |
| Extreme cut off          | Yes                   |
| UGR <sub>L</sub>         | <19                   |

## Electrical

|                     |                  |
|---------------------|------------------|
| Forward voltage (V) | 48               |
| LED current (mA)    | 700              |
| Power supply        | Remote           |
| Dimmable            | Yes              |
| Power supply type   | Dimmable Casambi |
| Batteries inside    | No               |

## Ecodesign and Energy Labelling

This product contains a light source of energy efficiency class G



## Accessories & Power Supply



REQUIRED  
Power supply

Installation

08.0906.AP

Remote Power Supply Kit for  
Workmates Suspension -  
Dimmable Casambi



REQUIRED  
Power supply

Installation

08.0906.14

Remote Power Supply Kit for  
Workmates Suspension -  
Dimmable Casambi



REQUIRED  
Power supply

Installation

08.0906.40

Remote Power Supply Kit for  
Workmates Suspension -  
Dimmable Casambi



REQUIRED  
Power supply

Electrical

08.0915.AP

Surface Power Supply Kit for  
Workmates Suspension  
Up&Down Tunable White -  
Casambi & Dimmable Dali



REQUIRED  
Power supply

Electrical

08.0915.14

Surface Power Supply Kit for  
Workmates Suspension  
Up&Down Tunable White -  
Casambi & Dimmable Dali



REQUIRED  
Power supply

Electrical

08.0915.40

Surface Power Supply Kit for  
Workmates Suspension  
Up&Down Tunable White -  
Casambi & Dimmable Dali



REQUIRED  
Power supply

08.0925.AP

Recessed Power Supply Kit for  
Workmates Suspension  
Up&Down Tunable White -  
Casambi & Dimmable Dali



REQUIRED  
Power supply

08.0925.14

Recessed Power Supply Kit for  
Workmates Suspension  
Up&Down Tunable White -  
Casambi & Dimmable Dali



REQUIRED  
Power supply

08.0925.40

Recessed Power Supply Kit for  
Workmates Suspension  
Up&Down Tunable White -  
Casambi & Dimmable Dali



OPTIONAL  
Accessory

Installation

06.0436.40

Interconnection Accessory